



6 Maine Counties

Coastal Counties Workforce, Inc.



14 Maine St
Suite 203A
Brunswick, Maine 04011

Contents

Report Parameters	1
Economy Overview	2
Unemployment by Demographics	4
Historic & Projected Trends	8
Population Characteristics	12
Inbound and Outbound Migration	14
Industry Characteristics	16
Business Characteristics	22
Workforce Characteristics	24
Educational Pipeline	31
In-Demand Skills	32

Report Parameters

6 Counties

23005	Cumberland County, ME
-------	-----------------------

23013	Knox County, ME
-------	-----------------

23015	Lincoln County, ME
-------	--------------------

23023	Sagadahoc County, ME
-------	----------------------

23027	Waldo County, ME
-------	------------------

23031	York County, ME
-------	-----------------

Class of Worker

QCEW Employees, Non-QCEW Employees, and Self-Employed

The information in this report pertains to the chosen geographical areas.

Economy Overview

657,448

Population (2020)

Population grew by **18,927** over the last 5 years and is projected to grow by **20,103** over the next 5 years.

350,378

Total Regional Employment

Jobs decreased by **326** over the last 5 years and are projected to decrease by **1,885** over the next 5 years.

\$62.9K

Avg. Earnings Per Job (2020)

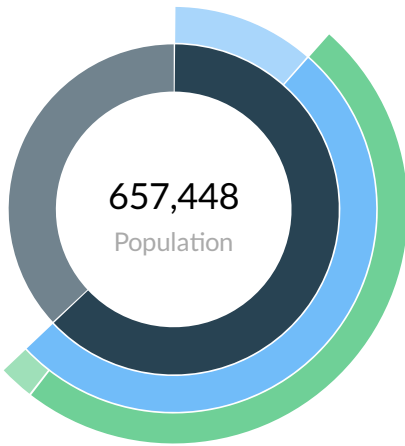
Regional average earnings per job are **\$9.1K below** the national average earnings of \$72.0K per job.

Takeaways

- As of 2020 the region's population **increased by 3.0%** since 2015, growing by 18,927. Population is expected to **increase by 3.1%** between 2020 and 2025, adding 20,103.
- From 2015 to 2020, jobs **declined by 0.1%** in 6 Maine Counties from 350,703 to **350,378**. This change **fell short of the national growth rate of 1.3% by 1.4%**. As the number of jobs declined, the **labor force participation rate decreased from 63.6% to 60.5% between 2015 and 2020**.
- Concerning educational attainment, **25.0% of the selected regions' residents possess a Bachelor's Degree** (5.0% above the national average), and **9.1% hold an Associate's Degree** (0.5% above the national average).
- The top three industries in 2020 are Restaurants and Other Eating Places, Education and Hospitals (Local Government), and General Medical and Surgical Hospitals.

	Population (2020)	Labor Force (2020)	Jobs (2020)	Cost of Living	GRP	Imports	Exports
Region	657,448	338,685	350,378	120.3	\$38.74B	\$43.46B	\$46.55B
Cumberland County, ME	296,875	157,397	201,978	123.4	\$23.49B	\$18.58B	\$20.07B
York County, ME	209,525	108,722	82,929	119.1	\$8.96B	\$17.31B	\$20.30B
Sagadahoc County, ME	36,221	18,825	17,479	123.2	\$1.71B	\$3.08B	\$2.89B
Waldo County, ME	39,978	19,425	13,948	115.6	\$1.46B	\$2.13B	\$1.38B
Knox County, ME	39,852	18,644	20,410	120.5	\$1.92B	\$2.48B	\$2.25B
Lincoln County, ME	34,997	15,672	13,635	119.8	\$1.20B	\$1.89B	\$1.07B

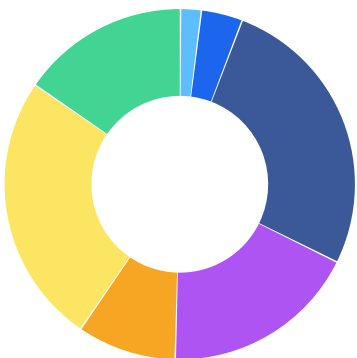
2020 Labor Force Breakdown



	Population
● Total Working Age Population	413,776
● Not in Labor Force (15+)	75,091
● Labor Force	338,685
● Employed	322,173
● Unemployed	16,512
● Under 15	243,672

Educational Attainment

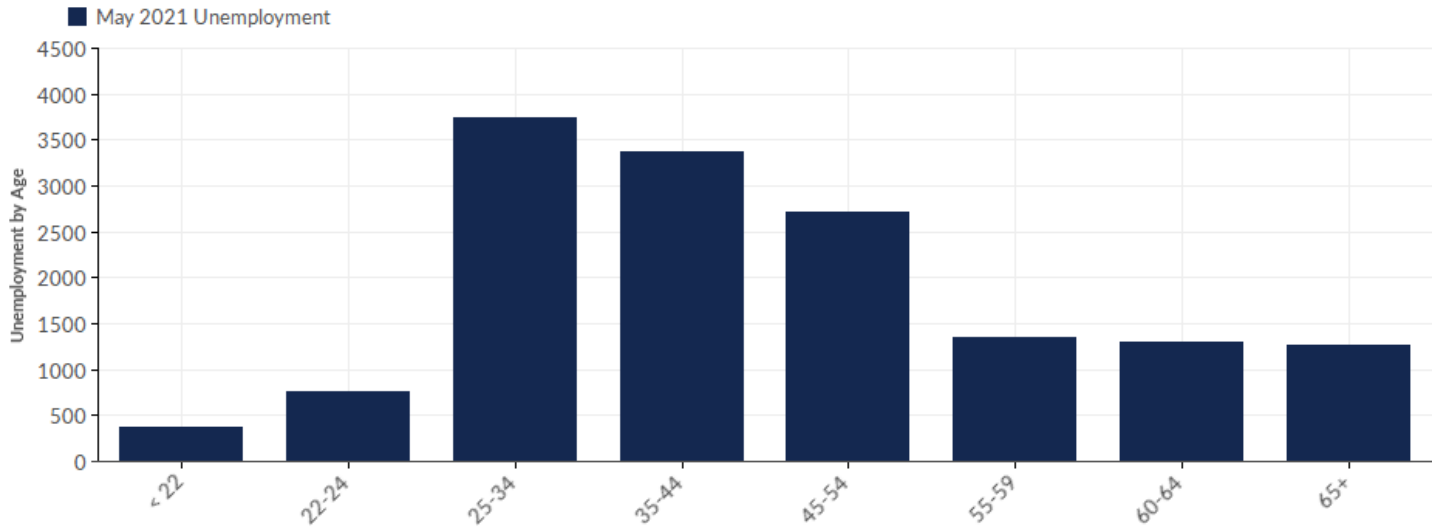
Concerning educational attainment, **25.0% of the selected regions' residents possess a Bachelor's Degree** (5.0% above the national average), and **9.1% hold an Associate's Degree** (0.5% above the national average).



	% of Population	Population
● Less Than 9th Grade	1.9%	9,332
● 9th Grade to 12th Grade	3.8%	18,662
● High School Diploma	26.5%	129,564
● Some College	18.1%	88,453
● Associate's Degree	9.1%	44,672
● Bachelor's Degree	25.0%	122,277
● Graduate Degree and Higher	15.5%	75,700

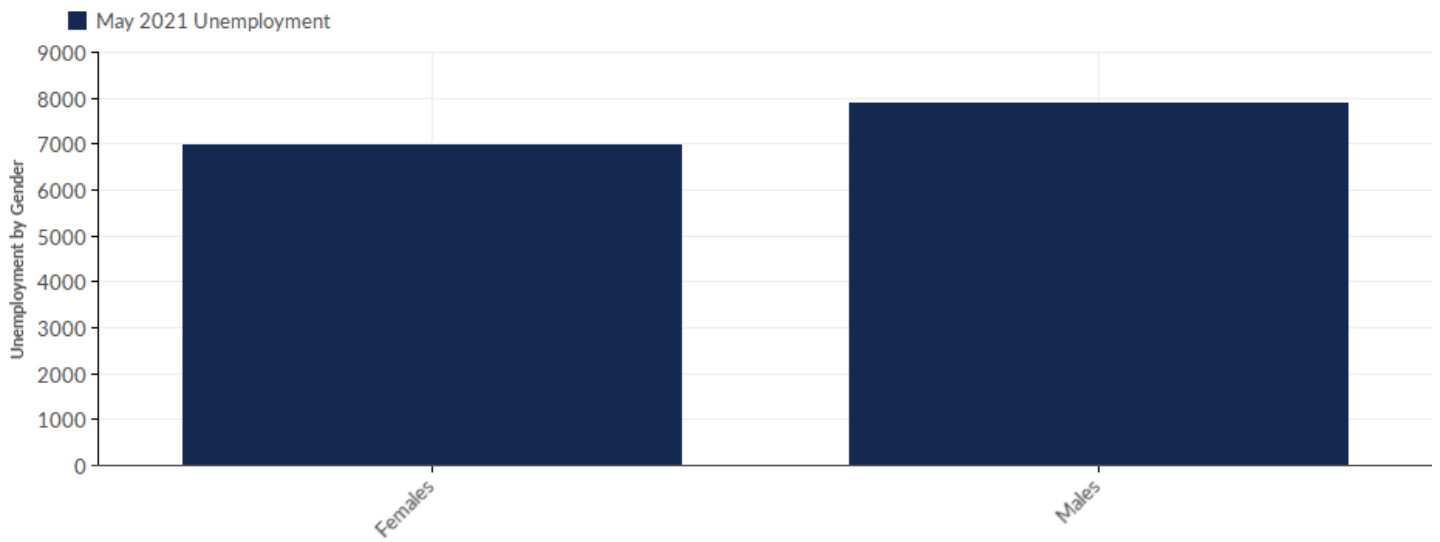
Unemployment by Demographics

Unemployment by Age



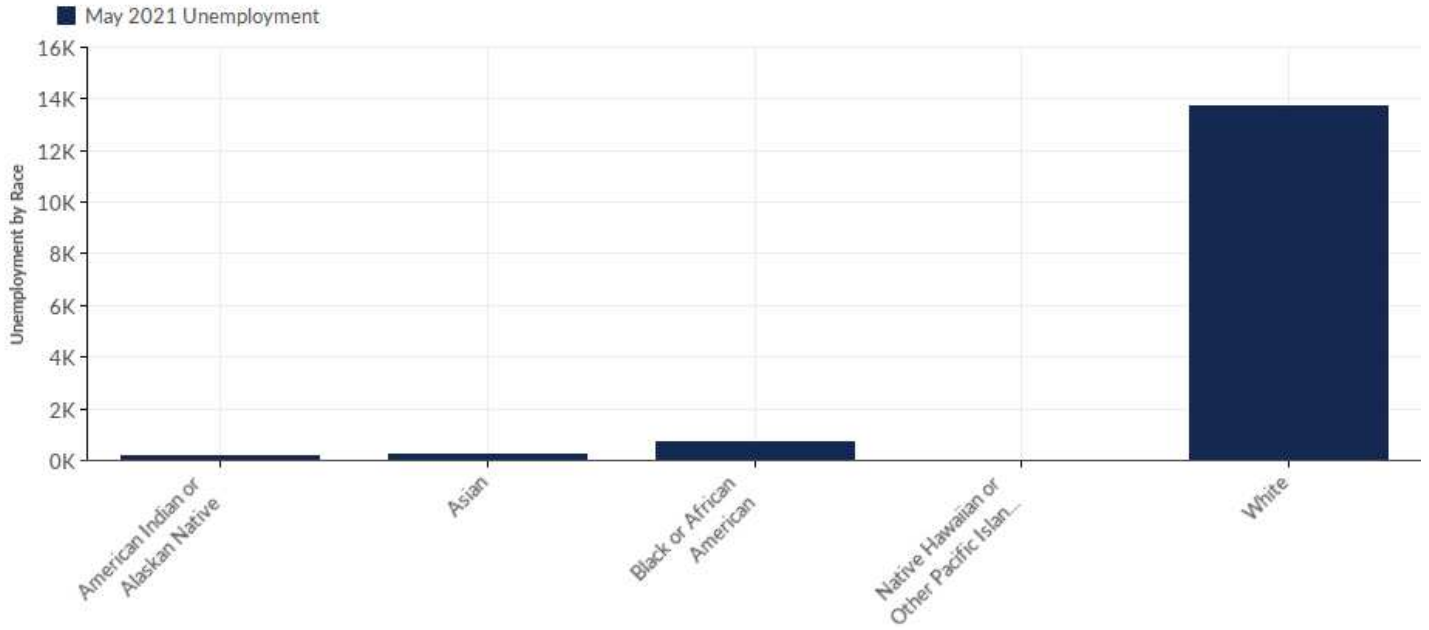
Age	Unemployment (May 2021)	% of Age Cohort
< 22	368	2.48%
22-24	756	5.09%
25-34	3,738	25.16%
35-44	3,372	22.69%
45-54	2,713	18.26%
55-59	1,343	9.04%
60-64	1,301	8.76%
65+	1,269	8.54%
Total	14,859	100.00%

Unemployment by Gender



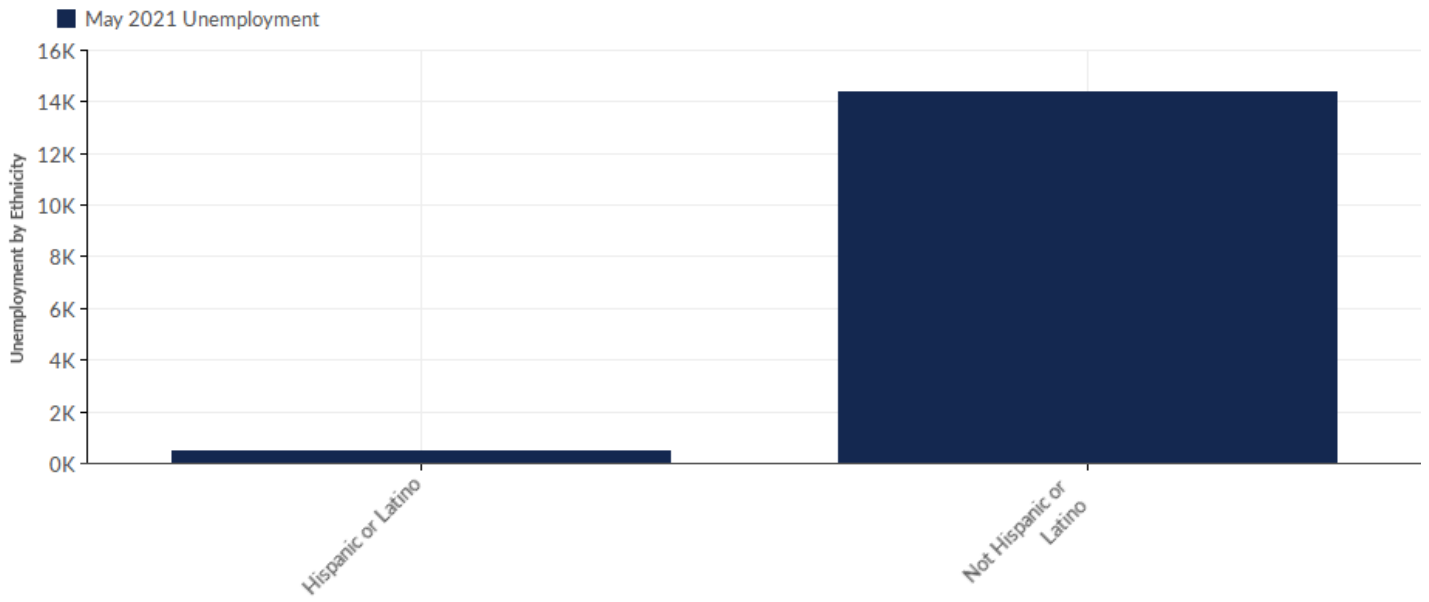
Gender	Unemployment (May 2021)	% of Age Cohort
Females	6,963	46.86%
Males	7,896	53.14%
Total	14,859	100.00%

Unemployment by Race



Race	Unemployment (May 2021)	% of Age Cohort
American Indian or Alaskan Native	157	1.06%
Asian	236	1.59%
Black or African American	705	4.74%
Native Hawaiian or Other Pacific Islander	17	0.11%
White	13,744	92.50%
Total	14,859	100.00%

Unemployment by Ethnicity

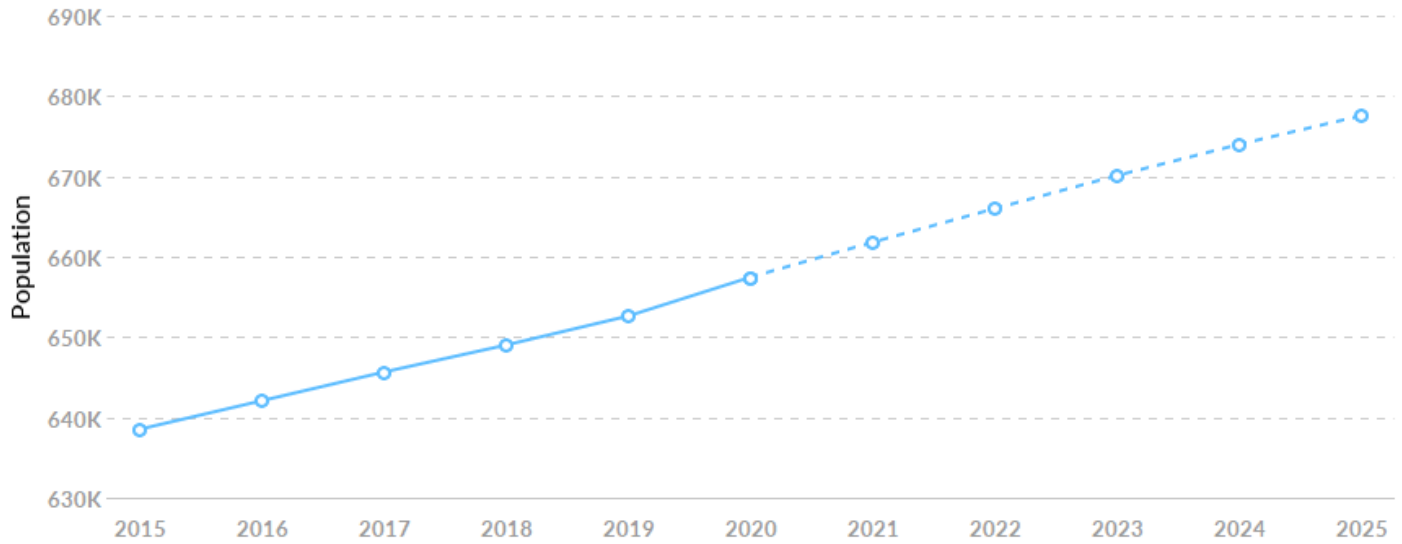


Ethnicity	Unemployment (May 2021)	% of Age Cohort
Hispanic or Latino	479	3.22%
Not Hispanic or Latino	14,380	96.78%
Total	14,859	100.00%

Historic & Projected Trends

Population Trends

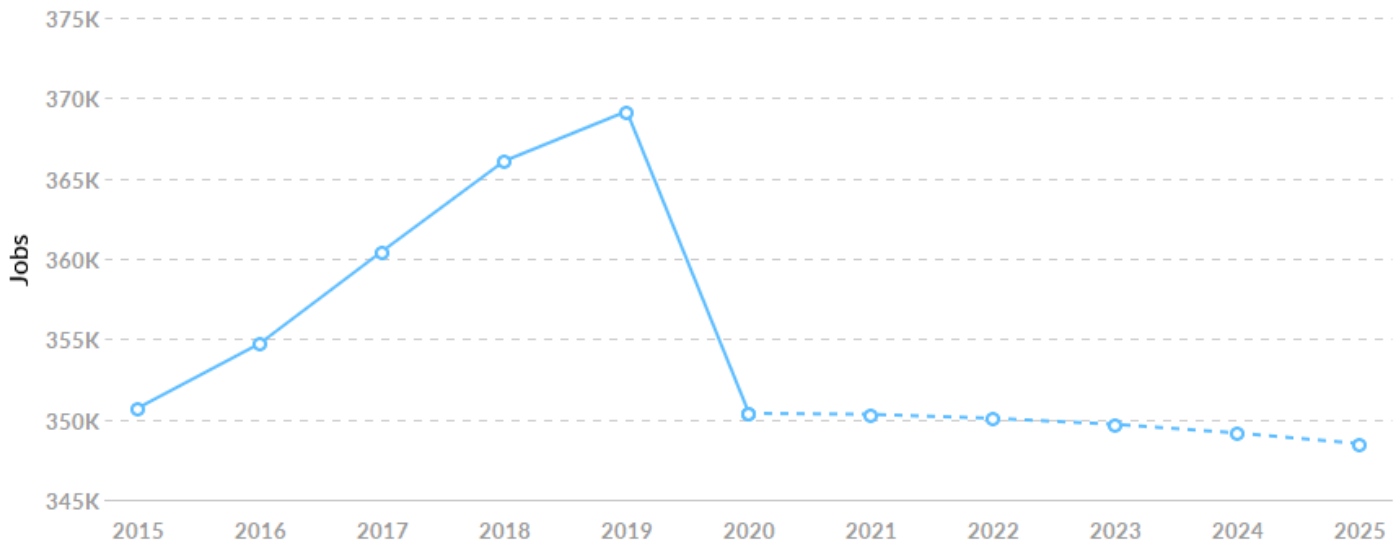
As of 2020 the region's population **increased by 3.0%** since 2015, growing by 18,927. Population is expected to **increase by 3.1%** between 2020 and 2025, adding 20,103.



Timeframe	Population
2015	638,521
2016	642,076
2017	645,645
2018	649,005
2019	652,621
2020	657,448
2021	661,806
2022	665,992
2023	670,103
2024	673,982
2025	677,551

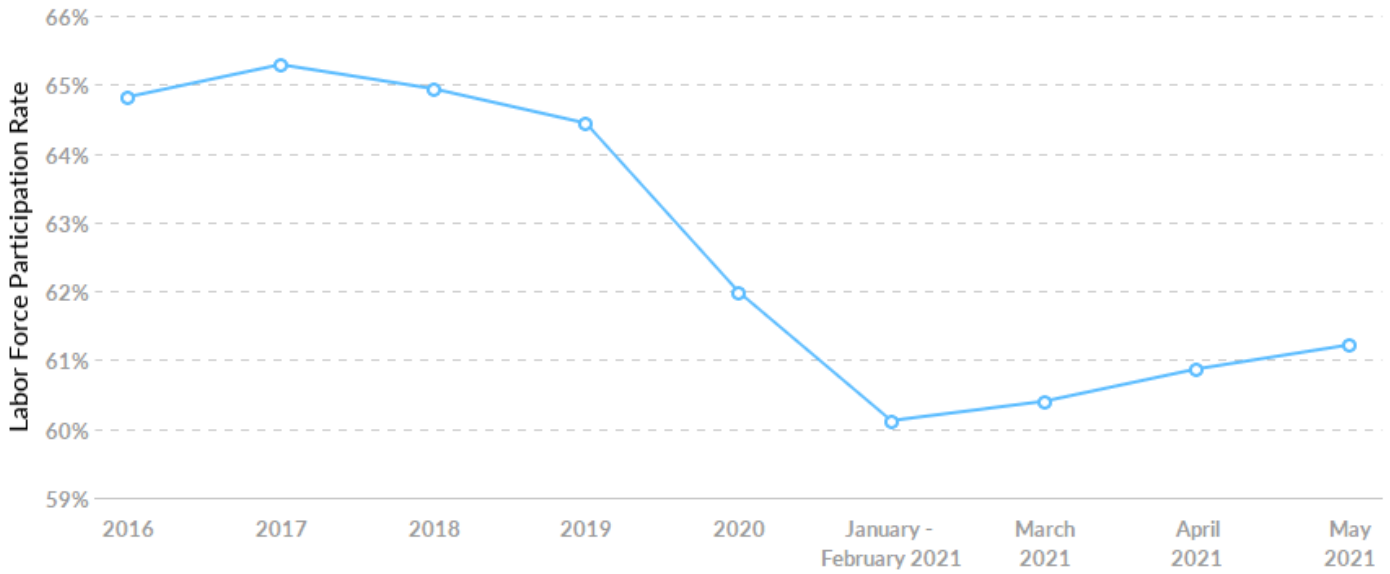
Job Trends

From 2015 to 2020, jobs **declined by 0.1%** in 6 Maine Counties from 350,703 to **350,378**. This change **fell short of the national growth rate of 1.3%** by 1.4%.



Timeframe	Jobs
2015	350,703
2016	354,724
2017	360,455
2018	366,077
2019	369,166
2020	350,378
2021	350,314
2022	350,069
2023	349,694
2024	349,153
2025	348,492

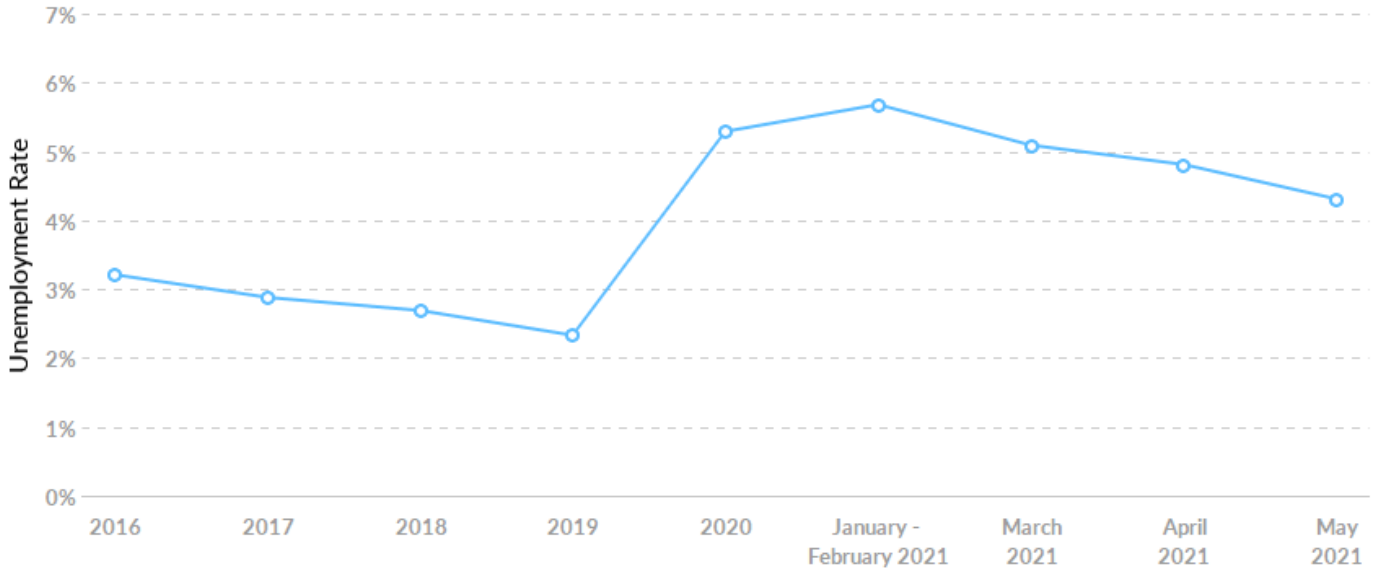
Labor Force Participation Rate Trends



Timeframe	Labor Force Participation Rate
2016	64.82%
2017	65.29%
2018	64.94%
2019	64.44%
2020	61.99%
January - February 2021	60.12%
March 2021	60.40%
April 2021	60.87%
May 2021	61.22%

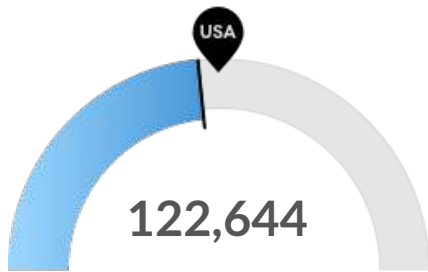
Unemployment Rate Trends

Your areas had a May 2021 unemployment rate of 4.31%, **increasing from 3.21% 5 years before.**



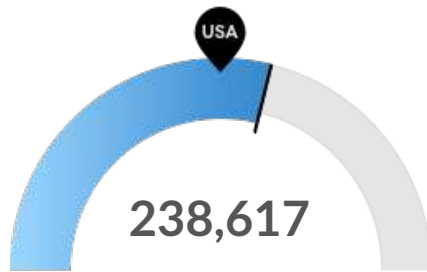
Timeframe	Unemployment Rate
2016	3.21%
2017	2.88%
2018	2.69%
2019	2.33%
2020	5.29%
January - February 2021	5.68%
March 2021	5.09%
April 2021	4.81%
May 2021	4.31%

Population Characteristics



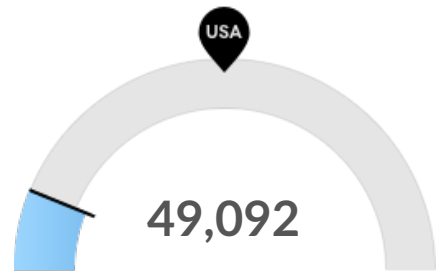
Millennials

Your area has 122,644 millennials (ages 25-39). The national average for an area this size is 134,560.



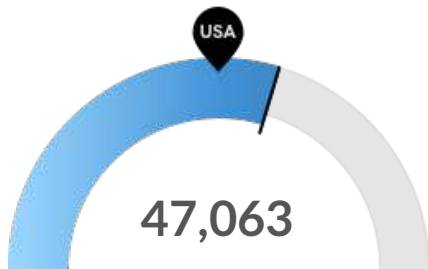
Retiring Soon

Retirement risk is high in your area. The national average for an area this size is 191,879 people 55 or older, while there are 238,617 here.



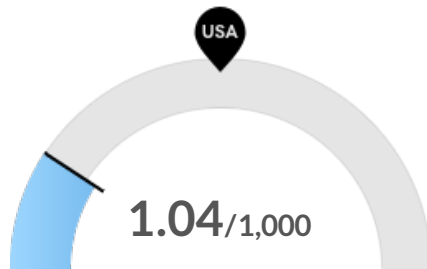
Racial Diversity

Racial diversity is low in your area. The national average for an area this size is 260,320 racially diverse people, while there are 49,092 here.



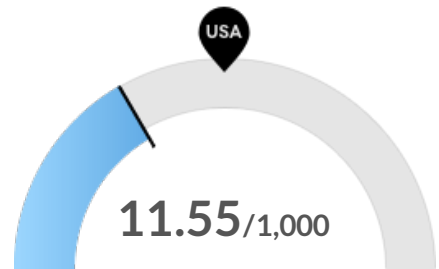
Veterans

Your area has 47,063 veterans. The national average for an area this size is 36,246.



Violent Crime

Your area has 1.04 violent crimes per 1,000 people. The national rate is 3.53 per 1,000 people.

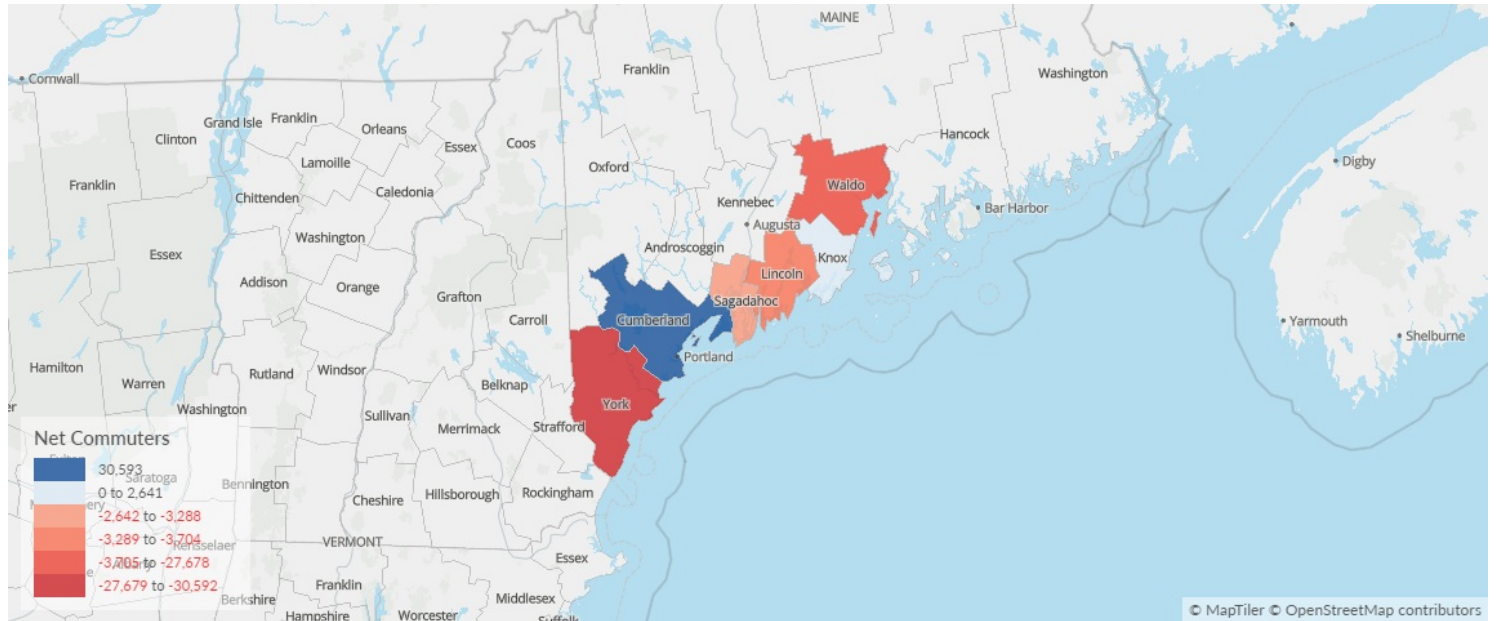


Property Crime

Your area has 11.55 property crimes per 1,000 people. The national rate is 19.79 per 1,000 people.

Place of Work vs Place of Residence

Understanding where talent in the region currently works compared to where talent lives can help you optimize site decisions.



Where Talent Works

County	Name	2020 Employment
23005	Cumberland County, ME	201,978
23031	York County, ME	82,929
23013	Knox County, ME	20,410
23023	Sagadahoc County, ME	17,479
23027	Waldo County, ME	13,948

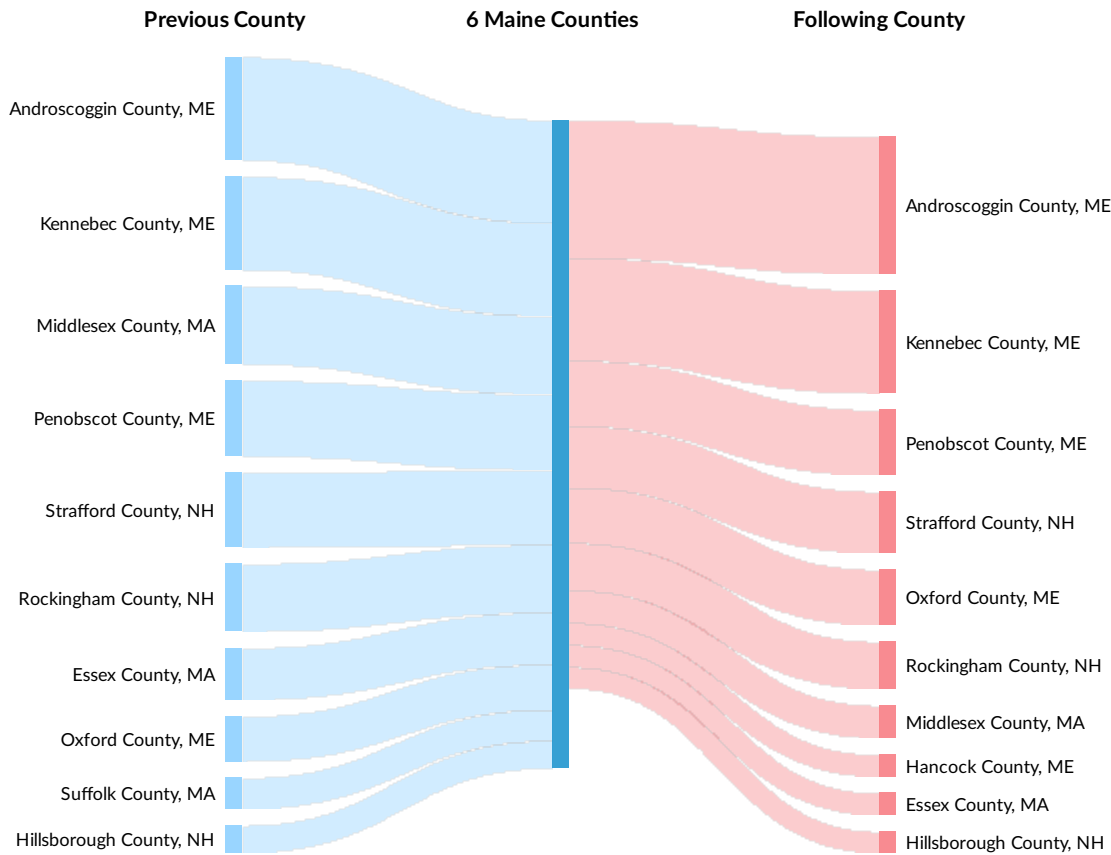
Where Talent Lives

County	Name	2020 Workers
23005	Cumberland County, ME	171,385
23031	York County, ME	110,608
23023	Sagadahoc County, ME	20,121
23013	Knox County, ME	19,074
23027	Waldo County, ME	17,653

Inbound and Outbound Migration

The table below analyzes past and current residents of 6 Maine Counties. The left column shows residents of other counties migrating to 6 Maine Counties. The right column shows residents migrating from 6 Maine Counties to other counties.

As of 2019, 1,184 people have migrated from Androscoggin County, ME to 6 Maine Counties. In the same year, 1,581 people left 6 Maine Counties migrating to Androscoggin County, ME. The total Net Migration for 6 Maine Counties in 2018 was 3,032.

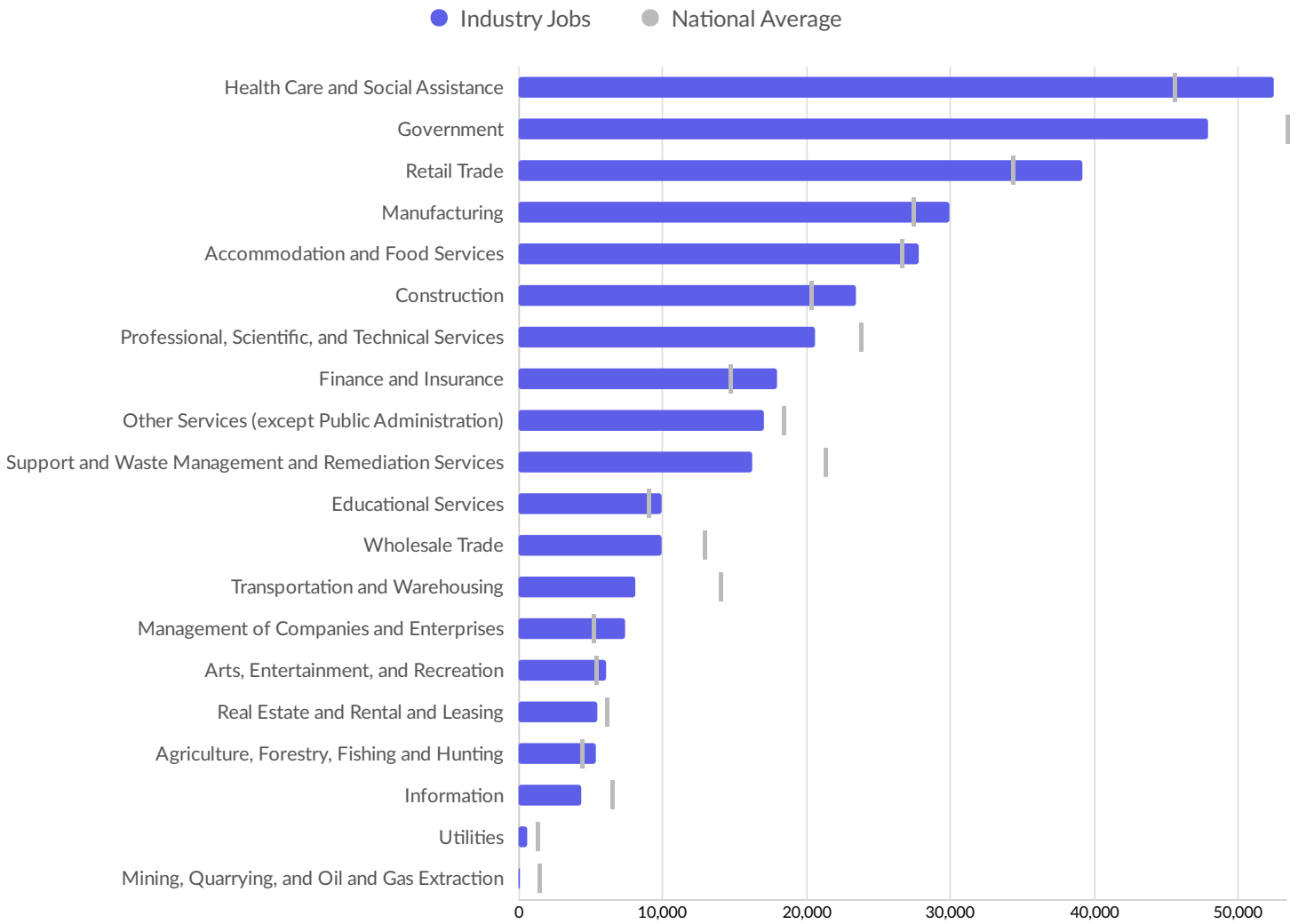


Top Previous Counties	Migrations
Androscoggin County, ME	1,184
Kennebec County, ME	1,069
Middlesex County, MA	898
Penobscot County, ME	869
Strafford County, NH	861
Rockingham County, NH	778

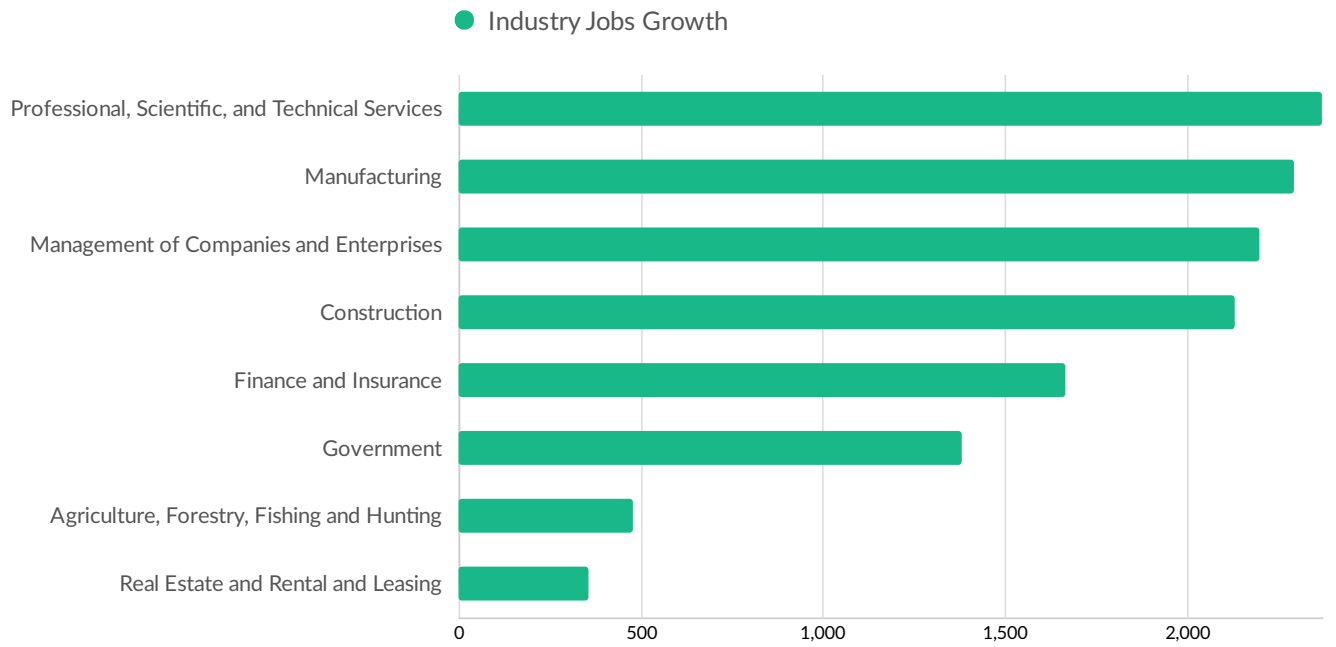
Top Previous Counties	Migrations
Essex County, MA	597
Oxford County, ME	518
Suffolk County, MA	357
Hillsborough County, NH	316
Worcester County, MA	278
Hancock County, ME	255
Norfolk County, MA	233
Somerset County, ME	224
Aroostook County, ME	200
Top Following Counties	Migrations
Androscoggin County, ME	1,581
Kennebec County, ME	1,181
Penobscot County, ME	751
Strafford County, NH	708
Oxford County, ME	638
Rockingham County, NH	545
Middlesex County, MA	376
Hancock County, ME	253
Essex County, MA	253
Hillsborough County, NH	245
Suffolk County, MA	210
Somerset County, ME	201
Lee County, FL	169
San Diego County, CA	164
Franklin County, ME	152

Industry Characteristics

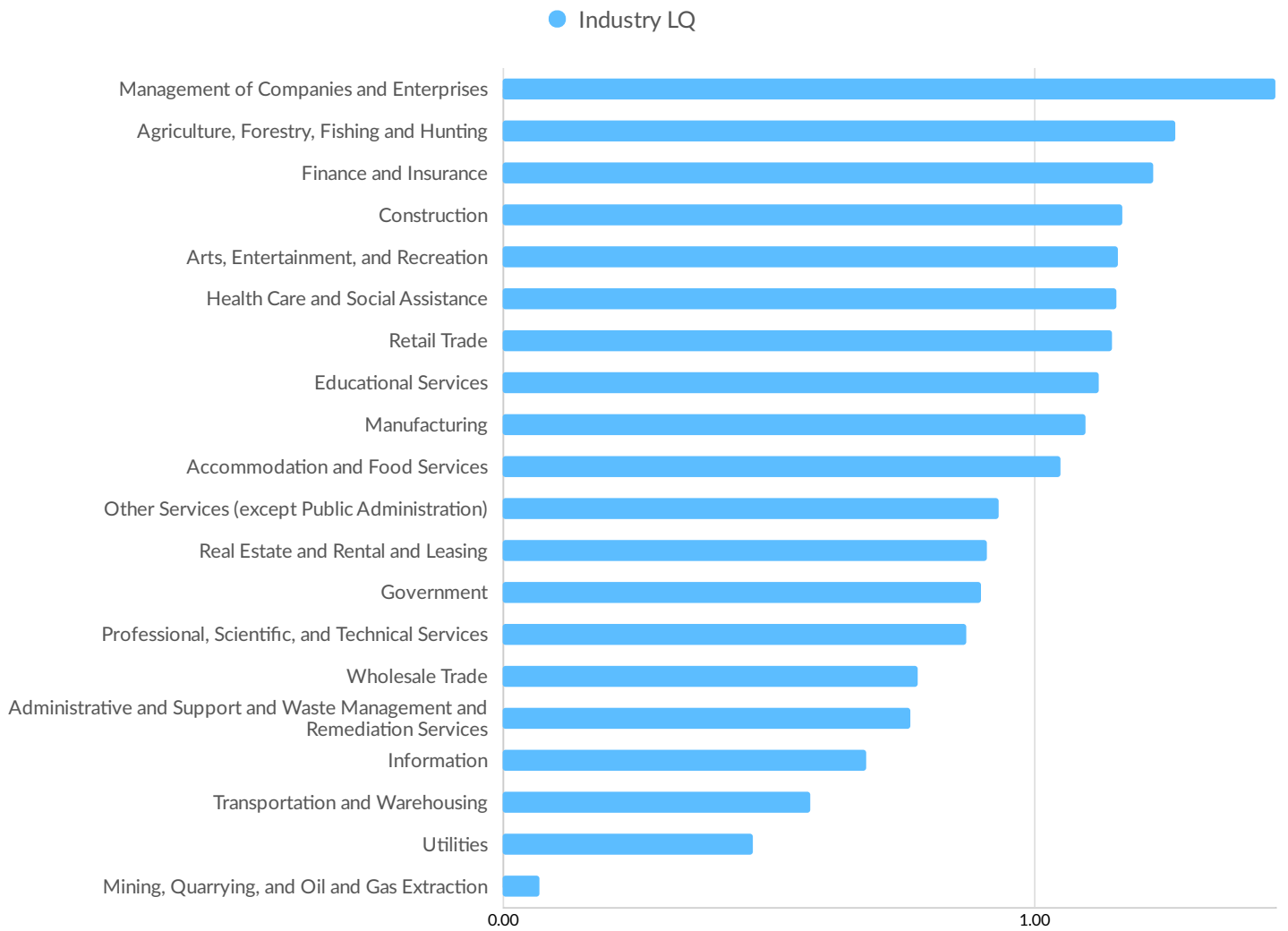
Largest Industries



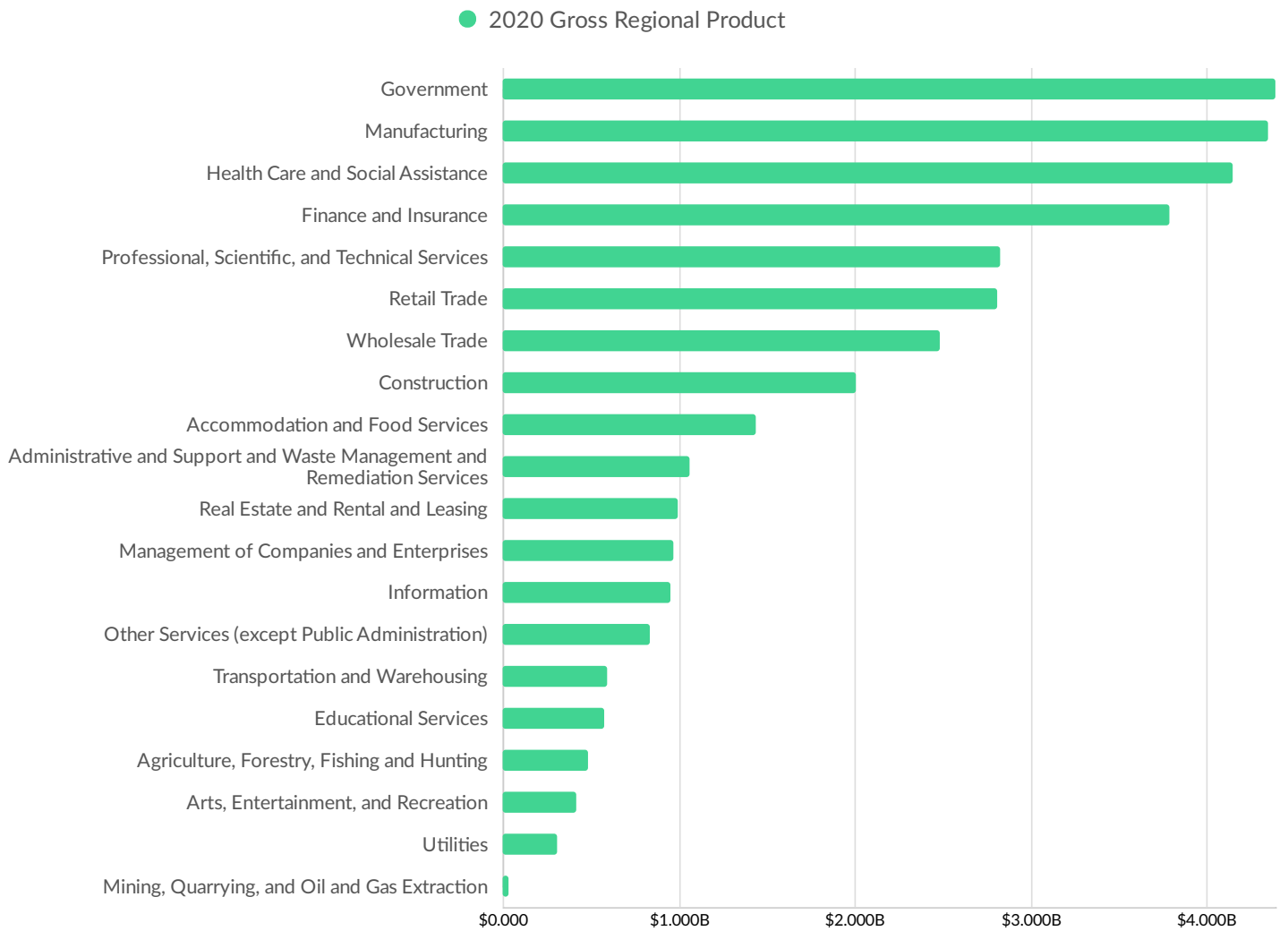
Top Growing Industries



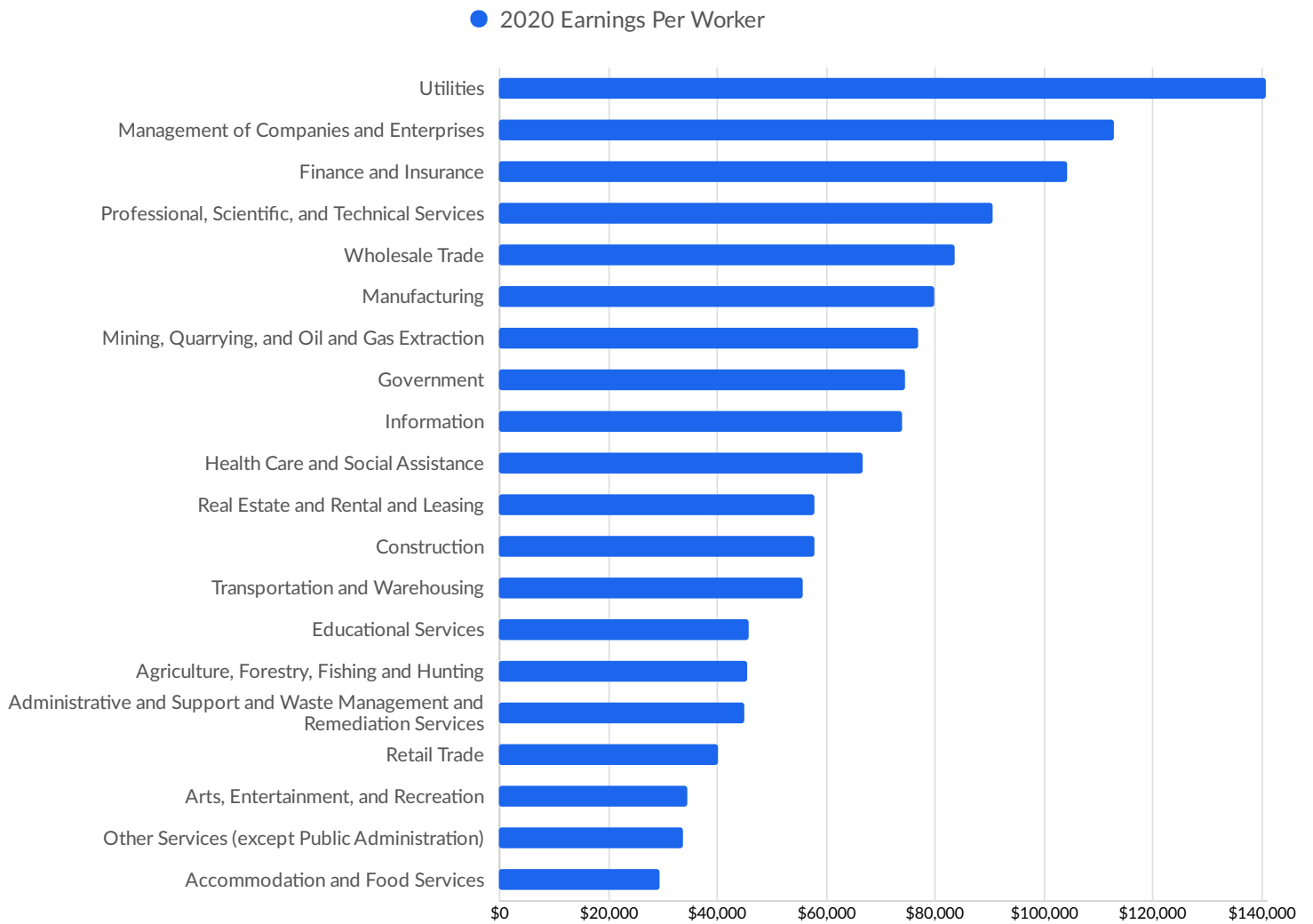
Top Industry LQ



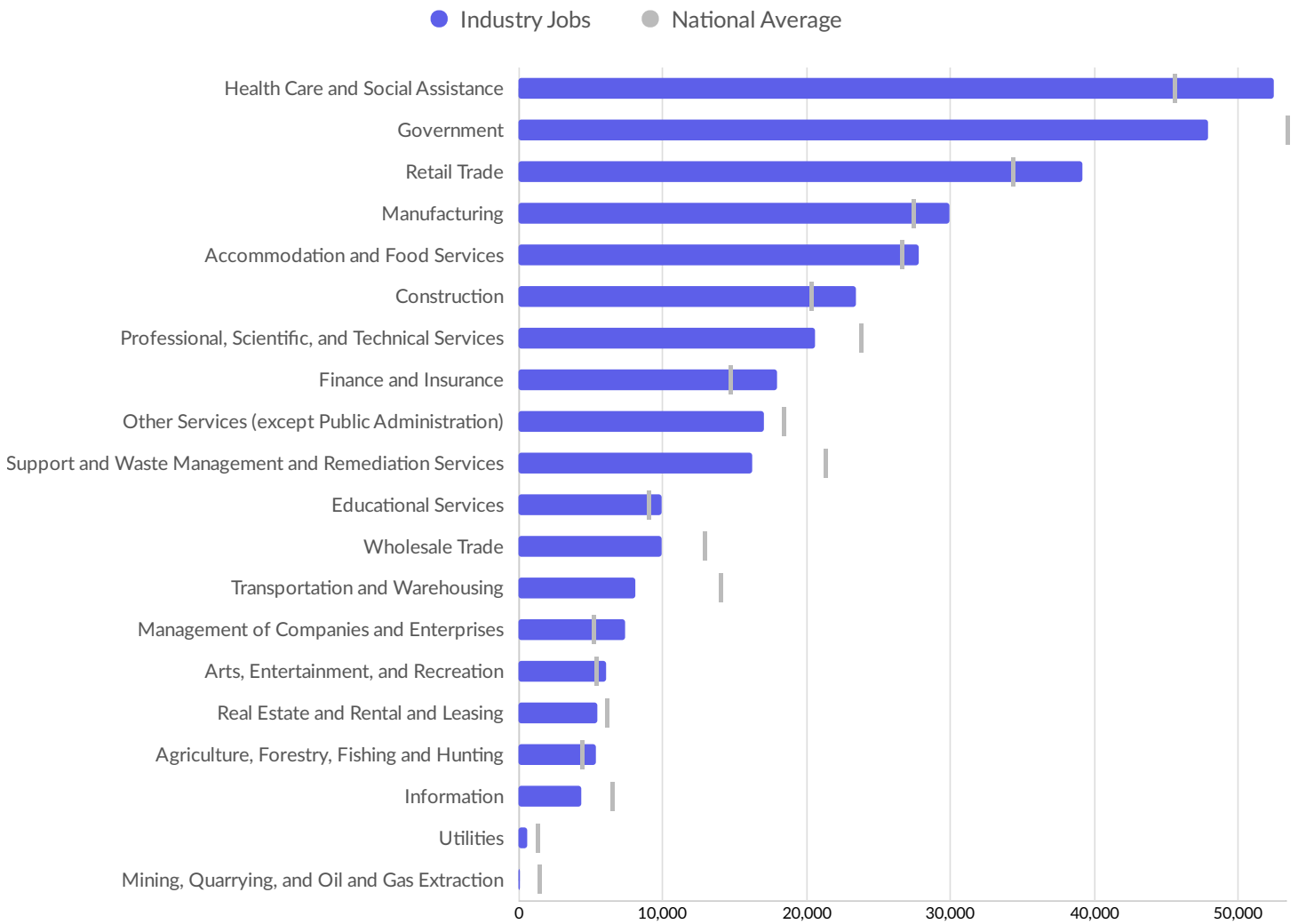
Top Industry GRP



Top Industry Earnings























Largest Industries



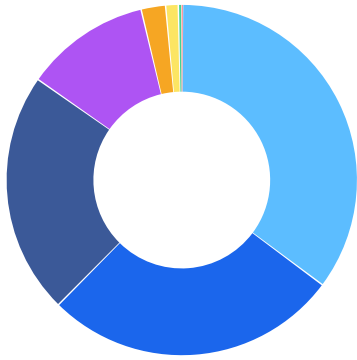
Business Characteristics

48,400 Companies Employ Your Workers

Online profiles for your workers mention 48,400 companies as employers, with the top 10 appearing below. In the last 12 months, 8,360 companies in your area posted job postings, with the top 10 appearing below.

Top Companies	Profiles	Top Companies Posting	Unique Postings
Maine Medical Center	3,732 	MaineHealth	4,799 
State of Maine	3,179 	Delhaize America, LLC	1,764 
UNUM Group	2,329 	Humana Inc.	1,617 
Idexx Laboratories, Inc.	2,191 	The Home Depot	1,479 
L. L. Bean, Inc.	1,554 	Bonney Staffing Center, Inc.	1,279 
Toronto-Dominion Bank, The	1,136 	Anthem, Inc.	1,277 
Hannaford Bros Co.	1,117 	Soliant Health, Inc	1,234 
University of New England	1,110 	C.R. England, Inc.	1,122 
Wex Inc.	1,070 	Com	964 
General Dynamics Corporation	1,031 	Wal-Mart, Inc.	914 

Business Size

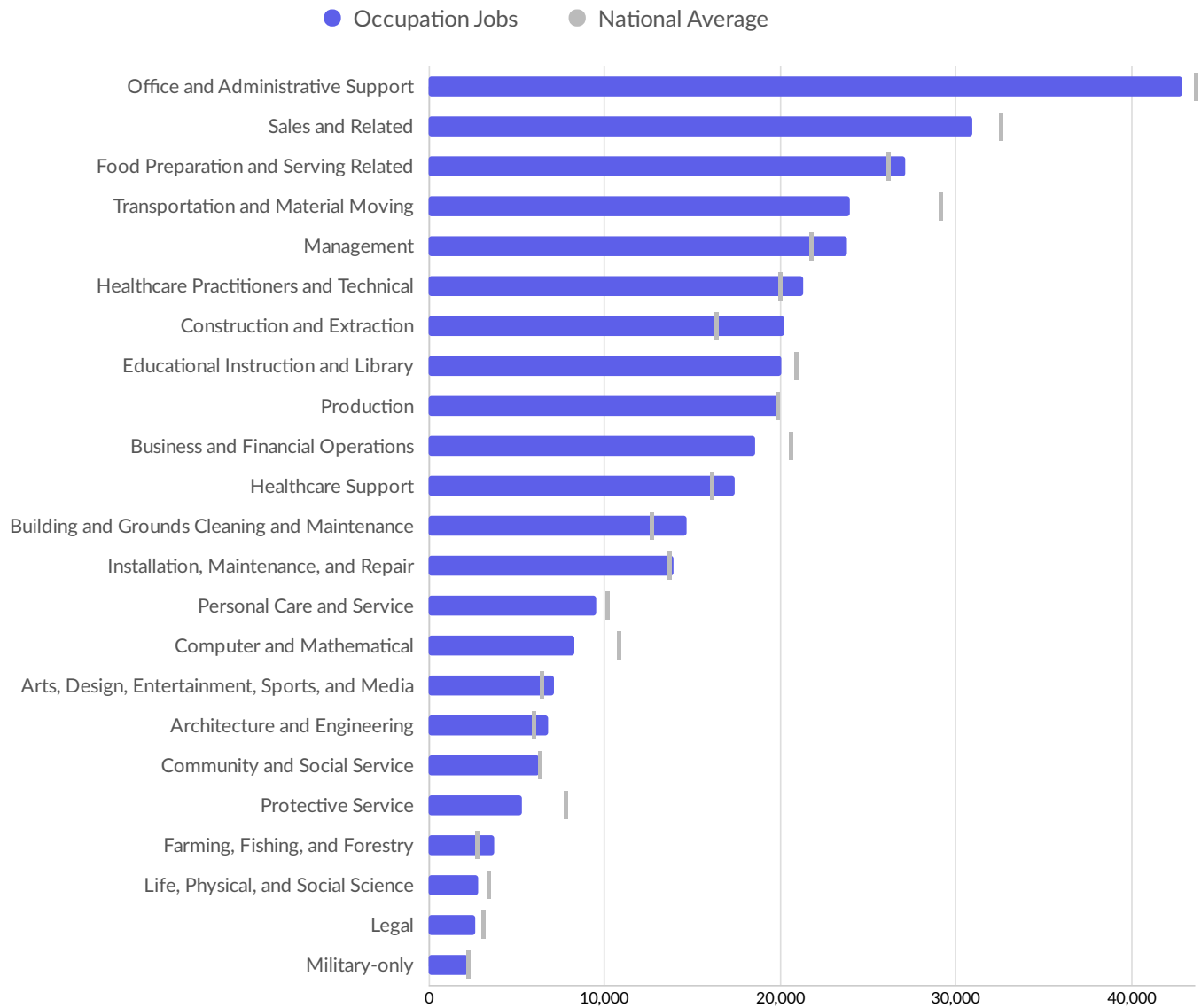


	Percentage	Business Count
1 to 4 employees	35.1%	10,877
5 to 9 employees	27.2%	8,430
10 to 19 employees	22.3%	6,906
20 to 49 employees	11.6%	3,579
50 to 99 employees	2.3%	698
100 to 249 employees	1.2%	360
250 to 499 employees	0.3%	99
500+ employees	0.1%	20

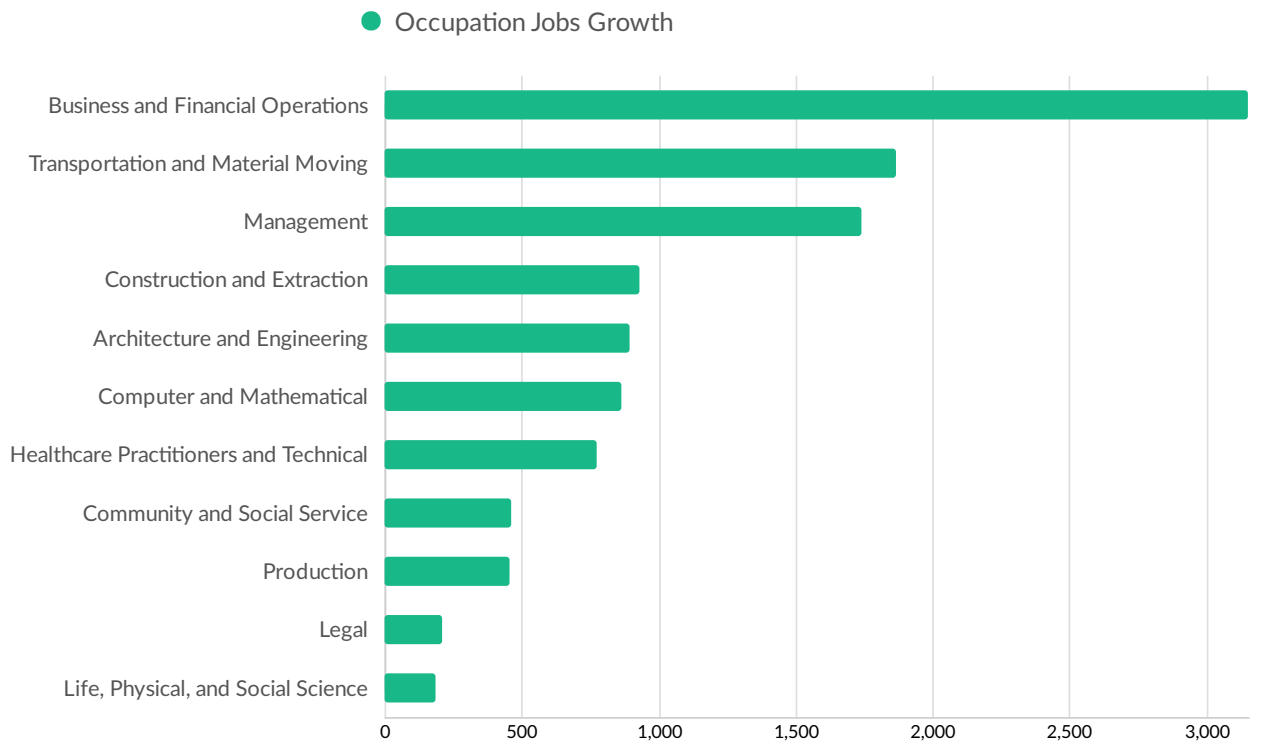
*Business Data by DatabaseUSA.com is third-party data provided by Emsi to its customers as a convenience, and Emsi does not endorse or warrant its accuracy or consistency with other published Emsi data. In most cases, the Business Count will not match total companies with profiles on the summary tab.

Workforce Characteristics

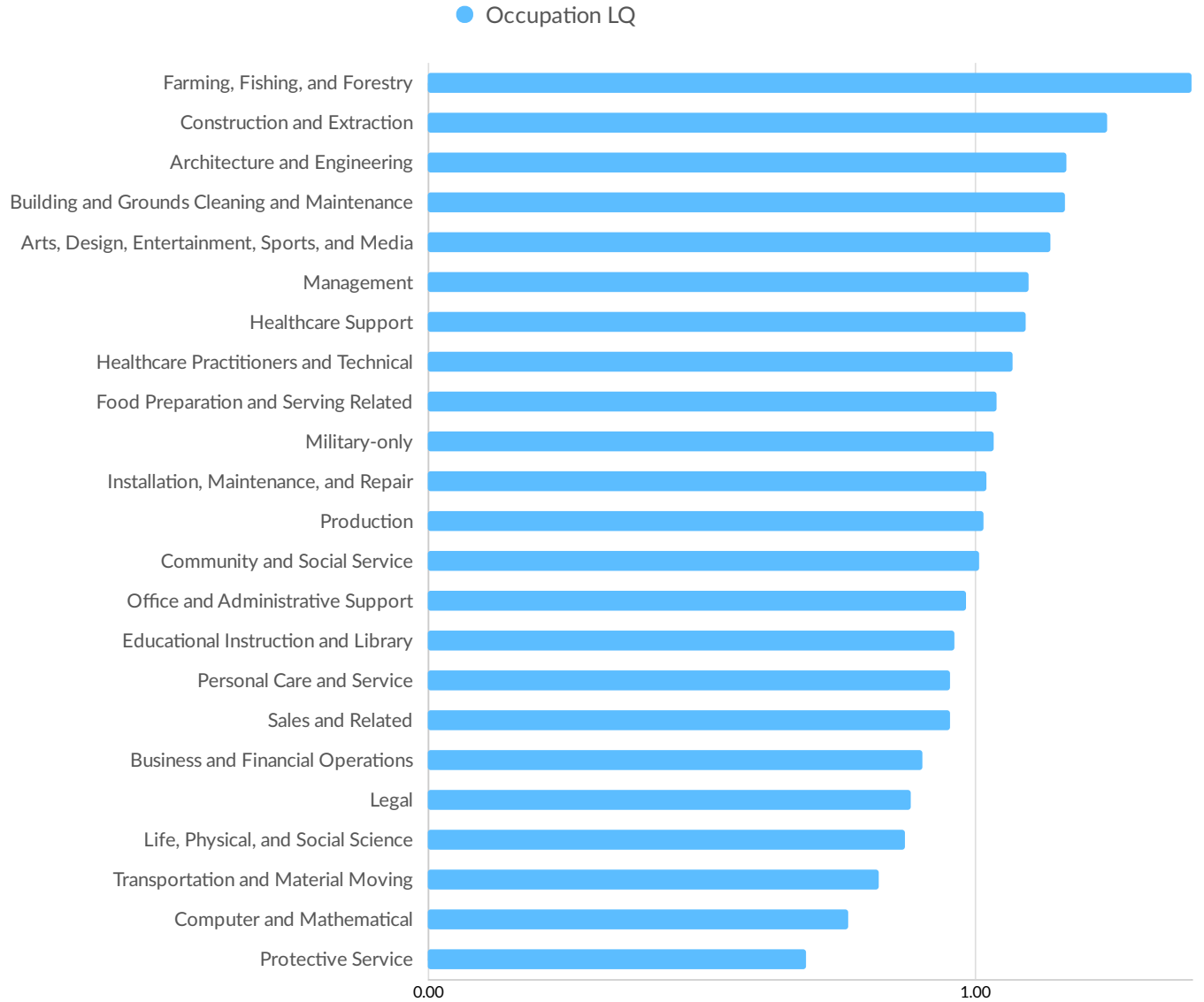
Largest Occupations



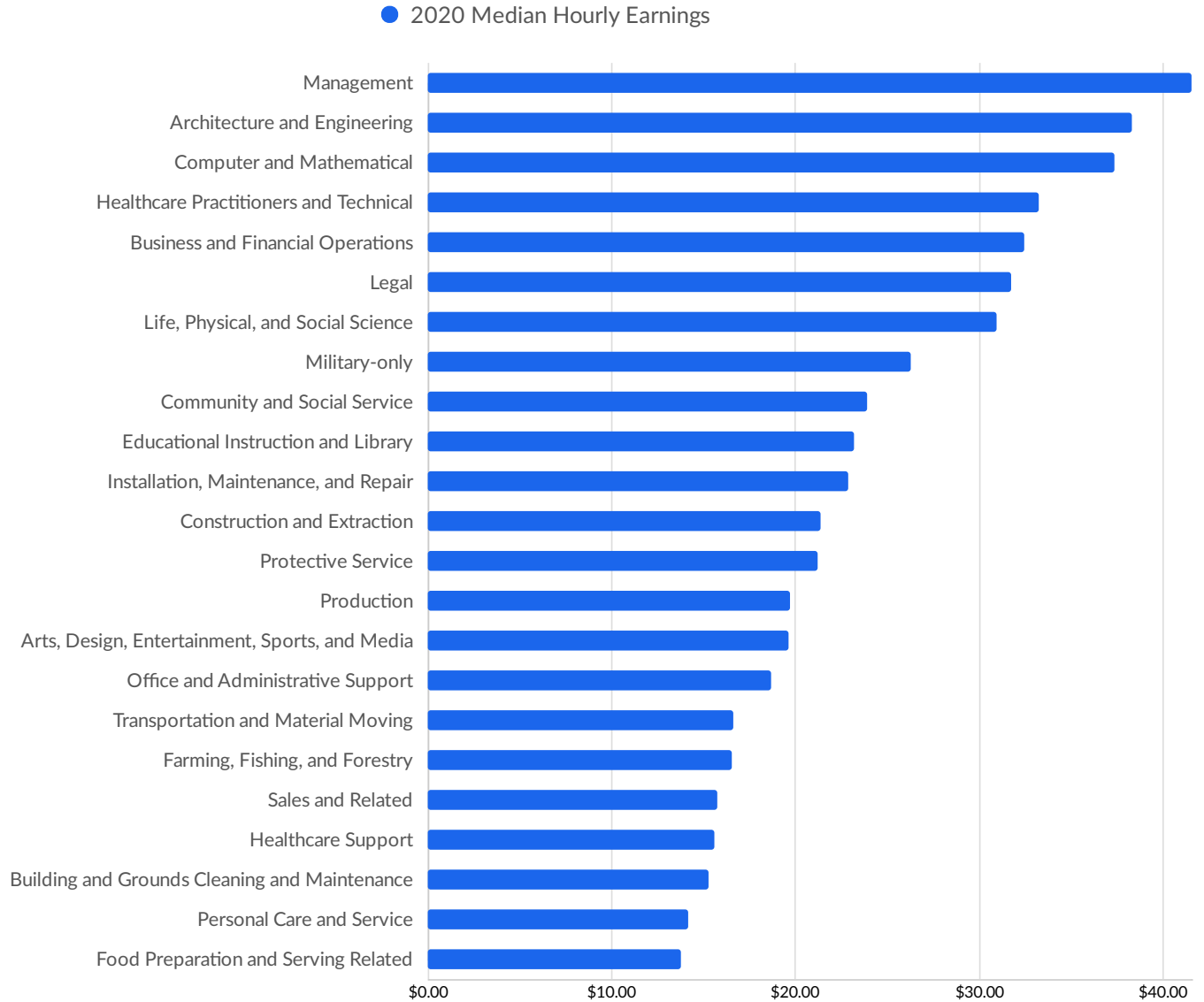
Top Growing Occupations



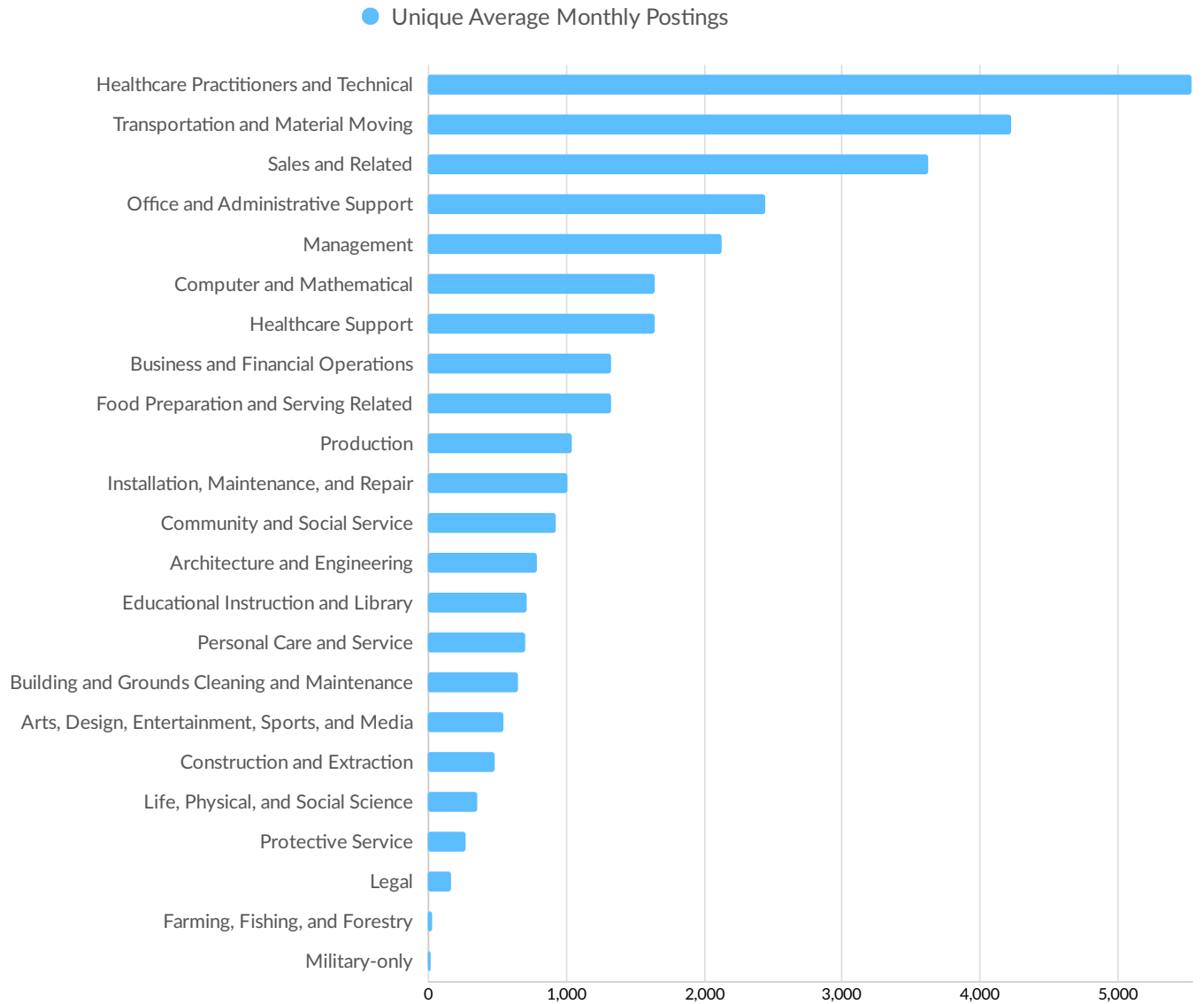
Top Occupation LQ



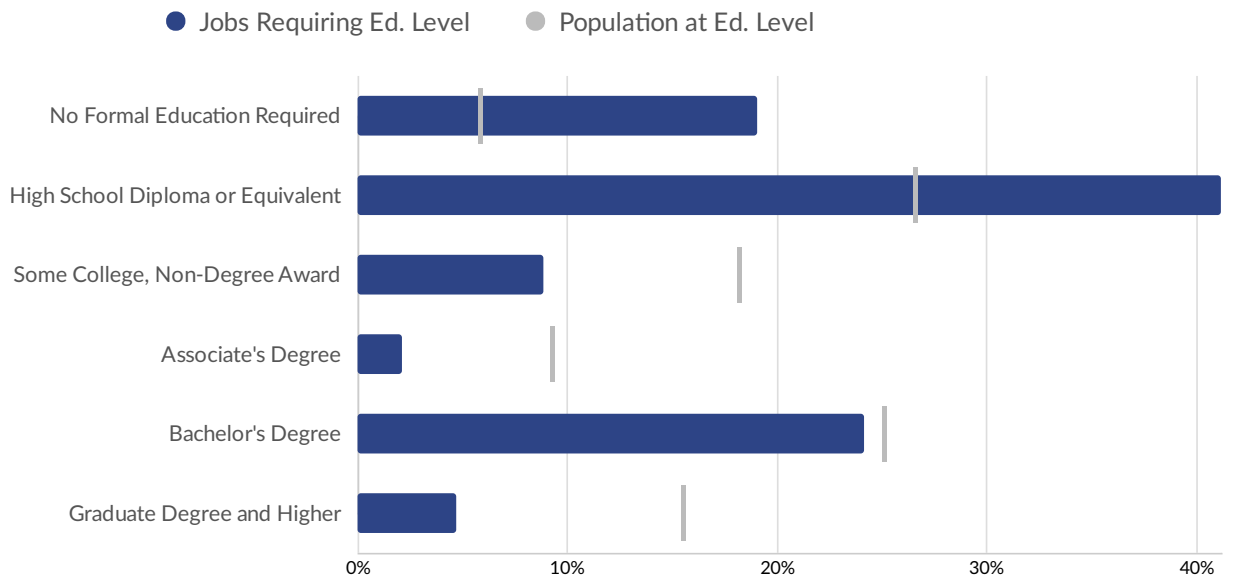
Top Occupation Earnings



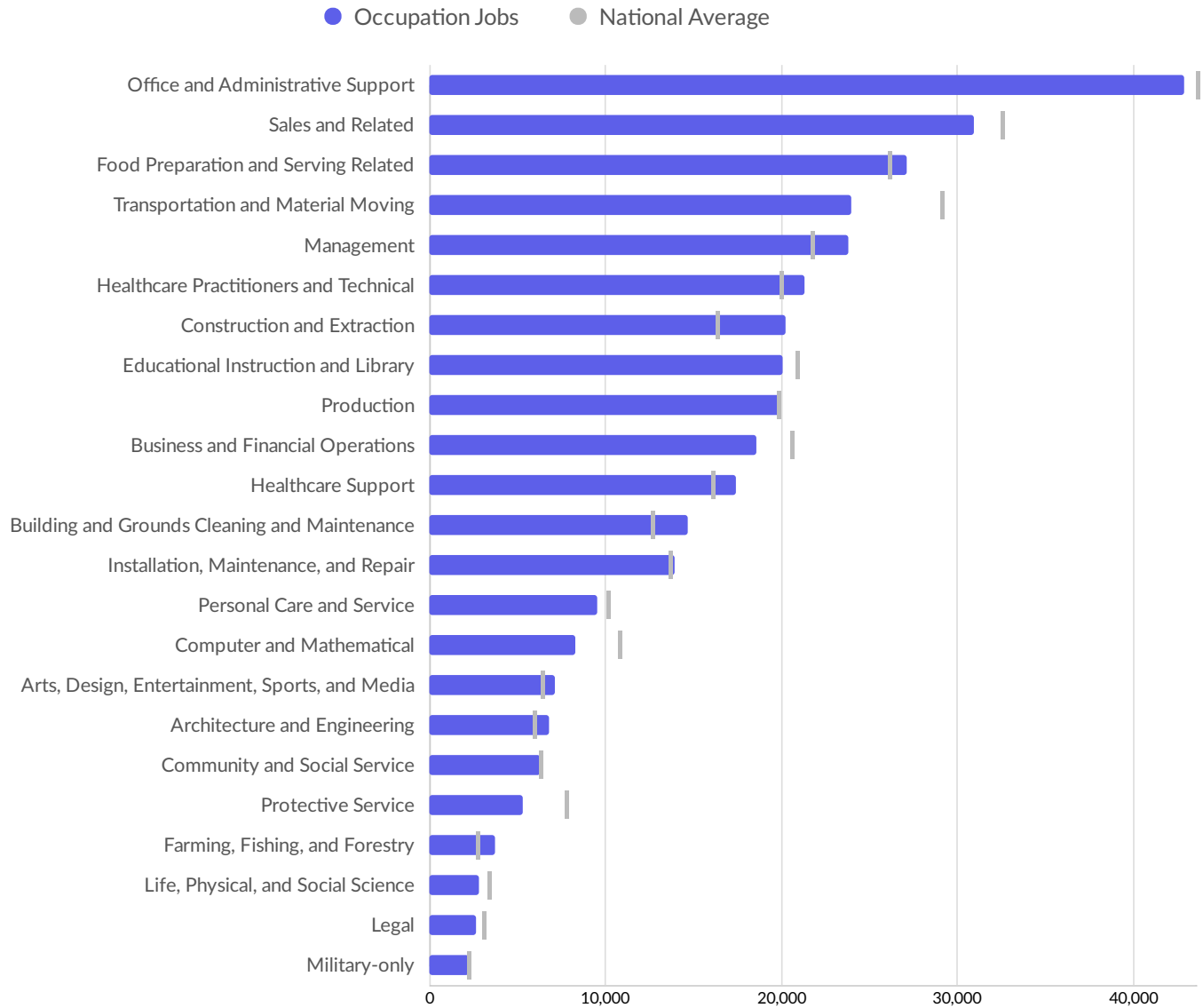
Top Posted Occupations



Underemployment

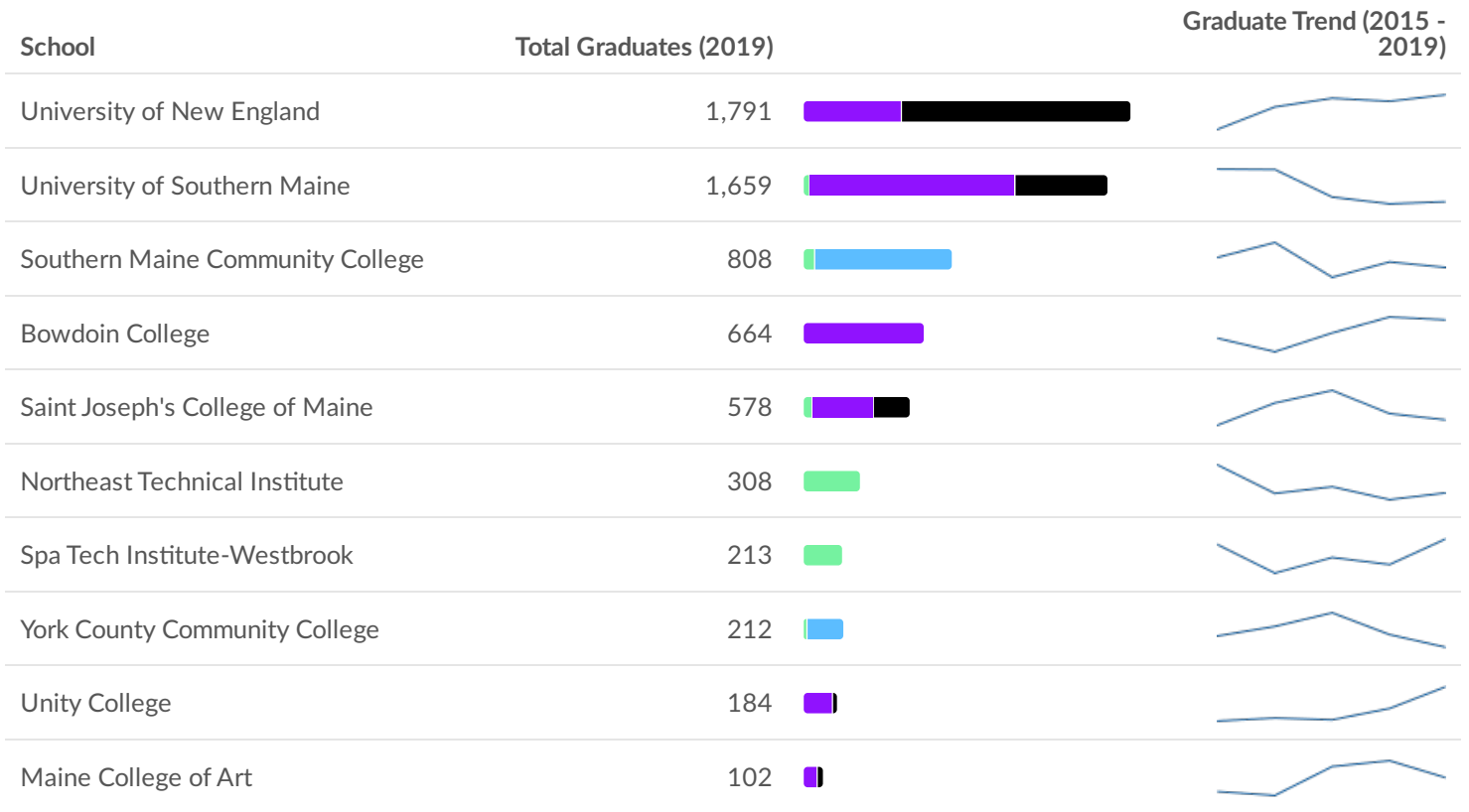


Largest Occupations



Educational Pipeline

In 2019, there were 6,739 graduates in 6 Maine Counties. This pipeline has shrunk by 3% over the last 5 years. The highest share of these graduates come from Social Work, Registered Nursing/Registered Nurse, and Liberal Arts and Sciences/Liberal Studies.



● Certificate
 ● Associate's
 ● Bachelor's
 ● Master's or Higher

In-Demand Skills

