



Knox County, ME

Coastal Counties Workforce, Inc.



14 Maine St
Suite 203A
Brunswick, Maine 04011

Contents

Report Parameters	1
Economy Overview	2
Unemployment by Demographics	4
Historic & Projected Trends	8
Population Characteristics	12
Inbound and Outbound Migration	14
Industry Characteristics	16
Business Characteristics	22
Workforce Characteristics	24
Educational Pipeline	31
In-Demand Skills	32

Report Parameters

1 County

23013 Knox County, ME

Class of Worker

QCEW Employees, Non-QCEW Employees, and Self-Employed

The information in this report pertains to the chosen geographical area.

Economy Overview

39,852

Population (2020)

Population **grew by 66** over the last 5 years and is projected to **grow by 112** over the next 5 years.

20,410

Total Regional Employment

Jobs **decreased by 1,388** over the last 5 years and are projected to **decrease by 594** over the next 5 years.

\$57.8K

Median Household Income (2019)

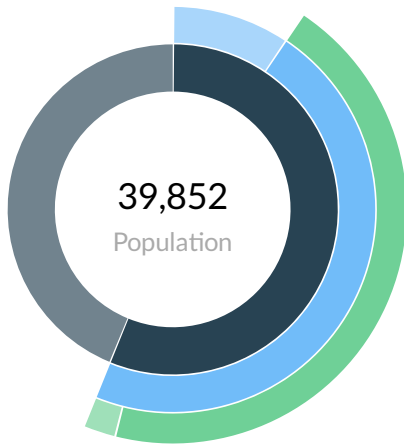
Median household income is **\$5.1K below** the national median household income of \$62.8K.

Takeaways

- As of 2020 the region's population **increased by 0.2%** since 2015, growing by 66. Population is expected to **increase by 0.3%** between 2020 and 2025, adding 112.
- From 2015 to 2020, jobs **declined by 6.4%** in Knox County, ME from 21,798 to **20,410**. This change **fell short of the national growth rate of 1.3% by 7.7%**. As the number of jobs declined, the **labor force participation rate decreased from 58.5% to 54.5% between 2015 and 2020**.
- Concerning educational attainment, **21.6% of Knox County, ME residents possess a Bachelor's Degree** (1.5% above the national average), and **7.6% hold an Associate's Degree** (1.0% below the national average).
- The top three industries in 2020 are Education and Hospitals (Local Government), Restaurants and Other Eating Places, and General Medical and Surgical Hospitals.

	Population (2020)	Labor Force (2020)	Jobs (2020)	Cost of Living	GRP	Imports	Exports
Region	39,852	18,644	20,410	120.5	\$1.92B	\$2.48B	\$2.25B
Cumberland County, ME	296,875	157,397	201,978	123.4	\$23.49B	\$18.58B	\$20.07B
York County, ME	209,525	108,722	82,929	119.1	\$8.96B	\$17.31B	\$20.30B
Sagadahoc County, ME	36,221	18,825	17,479	123.2	\$1.71B	\$3.08B	\$2.89B
Waldo County, ME	39,978	19,425	13,948	115.6	\$1.46B	\$2.13B	\$1.38B
Lincoln County, ME	34,997	15,672	13,635	119.8	\$1.20B	\$1.89B	\$1.07B

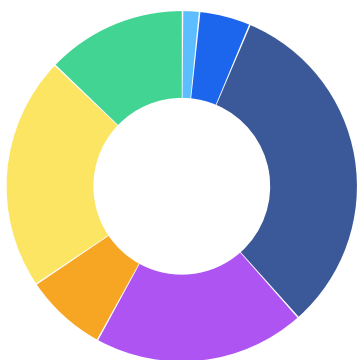
2020 Labor Force Breakdown



	Population
● Total Working Age Population	22,366
● Not in Labor Force (15+)	3,722
● Labor Force	18,644
● Employed	17,750
● Unemployed	894
● Under 15	17,486

Educational Attainment

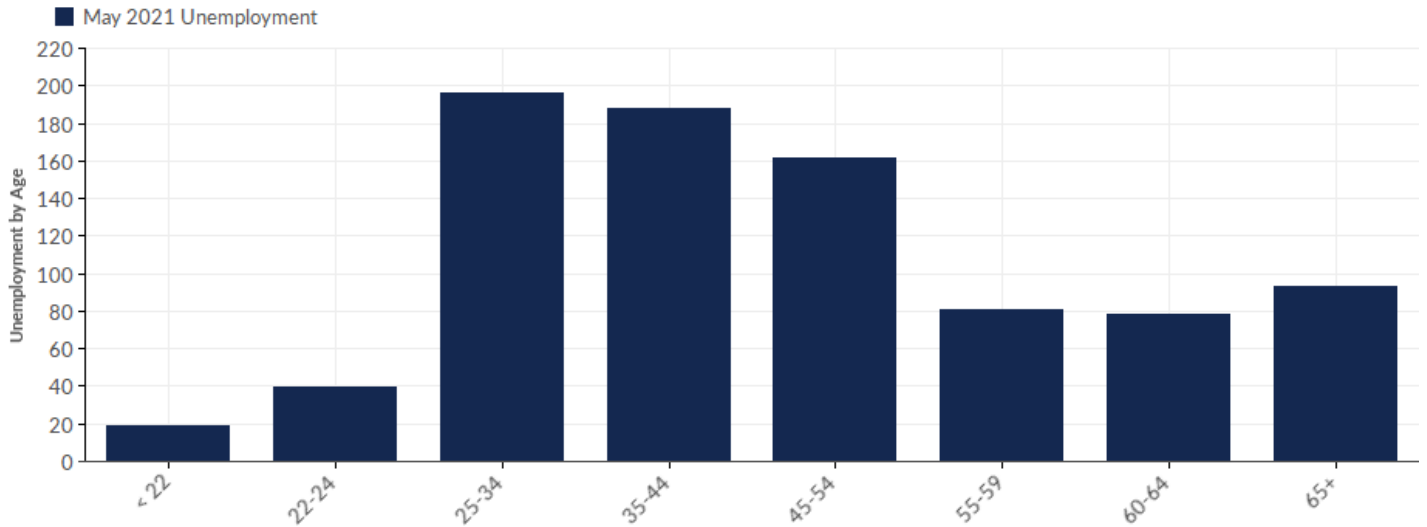
Concerning educational attainment, **21.6% of Knox County, ME residents possess a Bachelor's Degree** (1.5% above the national average), and **7.6% hold an Associate's Degree** (1.0% below the national average).



	% of Population	Population
● Less Than 9th Grade	1.6%	473
● 9th Grade to 12th Grade	4.7%	1,436
● High School Diploma	32.1%	9,757
● Some College	19.5%	5,941
● Associate's Degree	7.6%	2,309
● Bachelor's Degree	21.6%	6,553
● Graduate Degree and Higher	12.9%	3,933

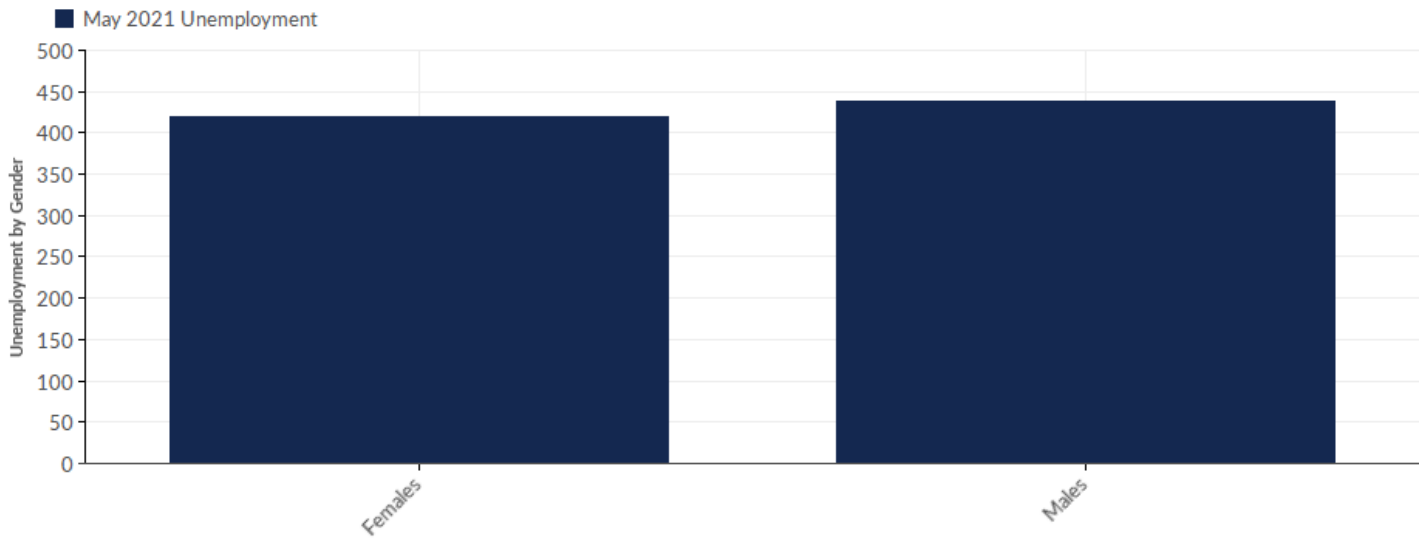
Unemployment by Demographics

Unemployment by Age



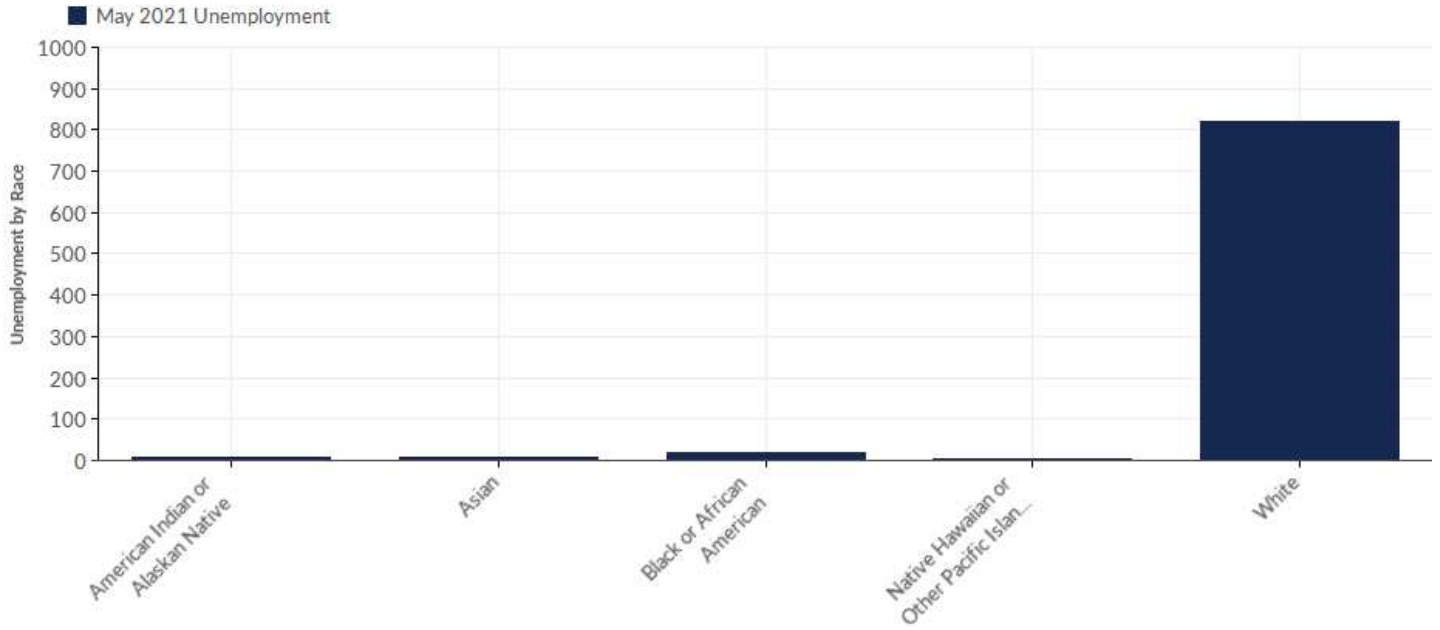
Age	Unemployment (May 2021)	% of Age Cohort
< 22	19	2.22%
22-24	40	4.67%
25-34	196	22.87%
35-44	188	21.94%
45-54	161	18.79%
55-59	81	9.45%
60-64	78	9.10%
65+	93	10.85%
Total	857	100.00%

Unemployment by Gender



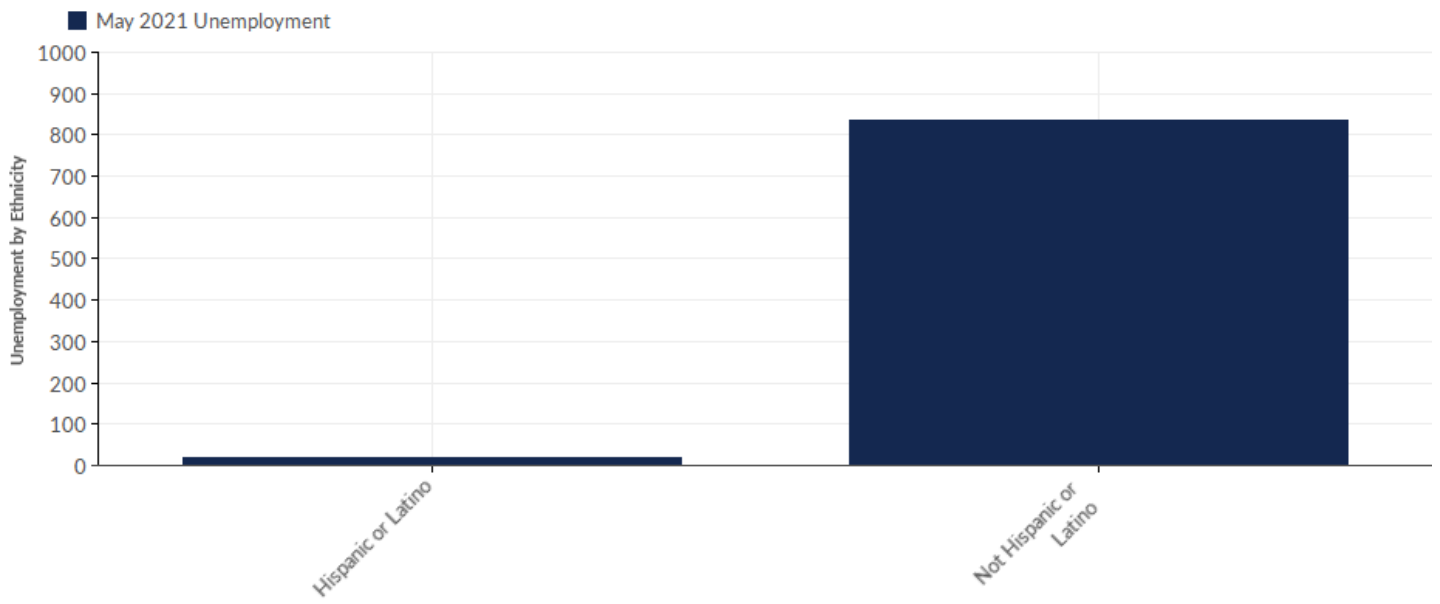
Gender	Unemployment (May 2021)	% of Age Cohort
Females	419	48.89%
Males	438	51.11%
Total	857	100.00%

Unemployment by Race



Race	Unemployment (May 2021)	% of Age Cohort
American Indian or Alaskan Native	7	0.82%
Asian	9	1.05%
Black or African American	18	2.10%
Native Hawaiian or Other Pacific Islander	2	0.23%
White	821	95.80%
Total	857	100.00%

Unemployment by Ethnicity

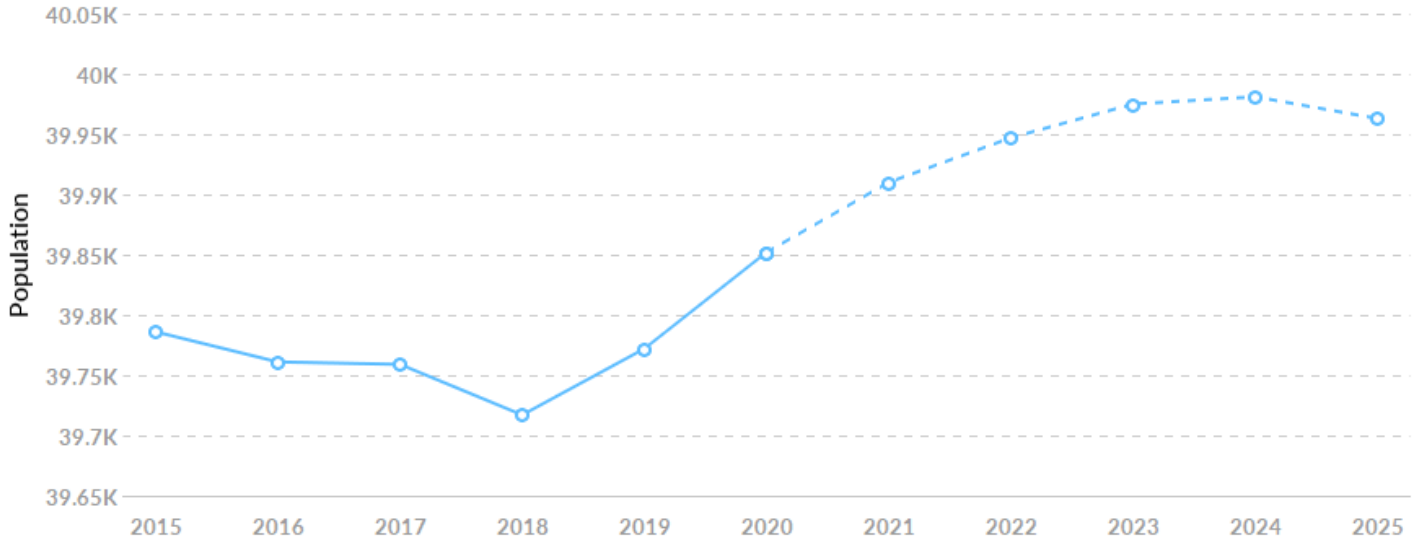


Ethnicity	Unemployment (May 2021)	% of Age Cohort
Hispanic or Latino	20	2.33%
Not Hispanic or Latino	837	97.67%
Total	857	100.00%

Historic & Projected Trends

Population Trends

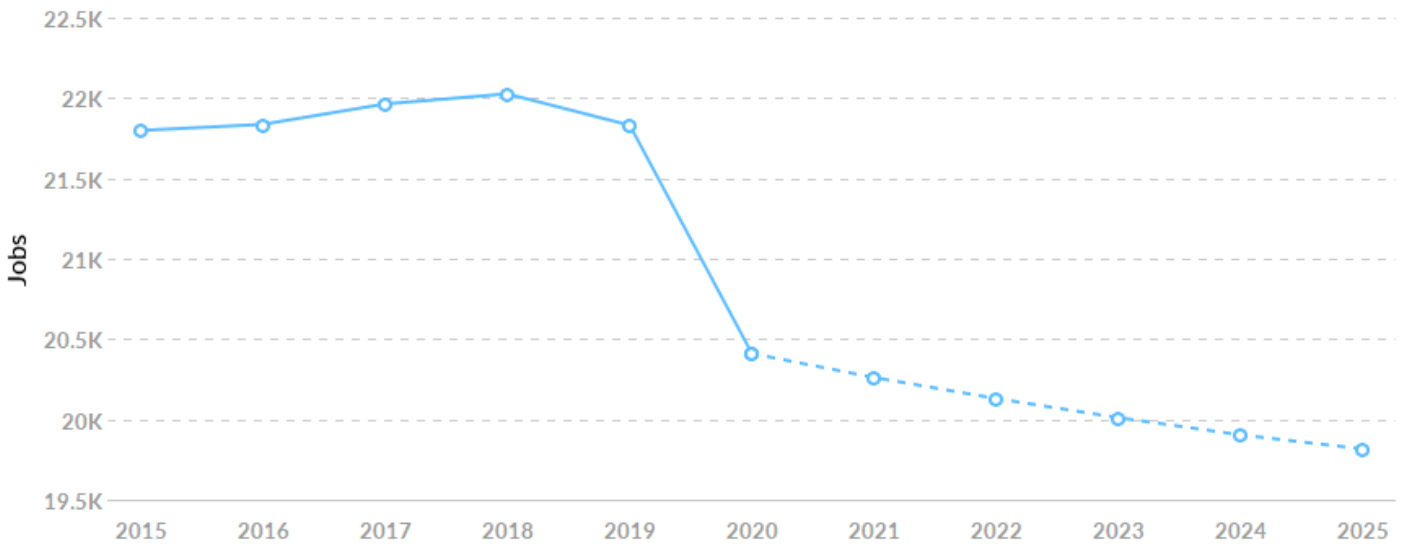
As of 2020 the region's population increased by 0.2% since 2015, growing by 66. Population is expected to increase by 0.3% between 2020 and 2025, adding 112.



Timeframe	Population
2015	39,786
2016	39,761
2017	39,759
2018	39,717
2019	39,772
2020	39,852
2021	39,910
2022	39,947
2023	39,975
2024	39,981
2025	39,963

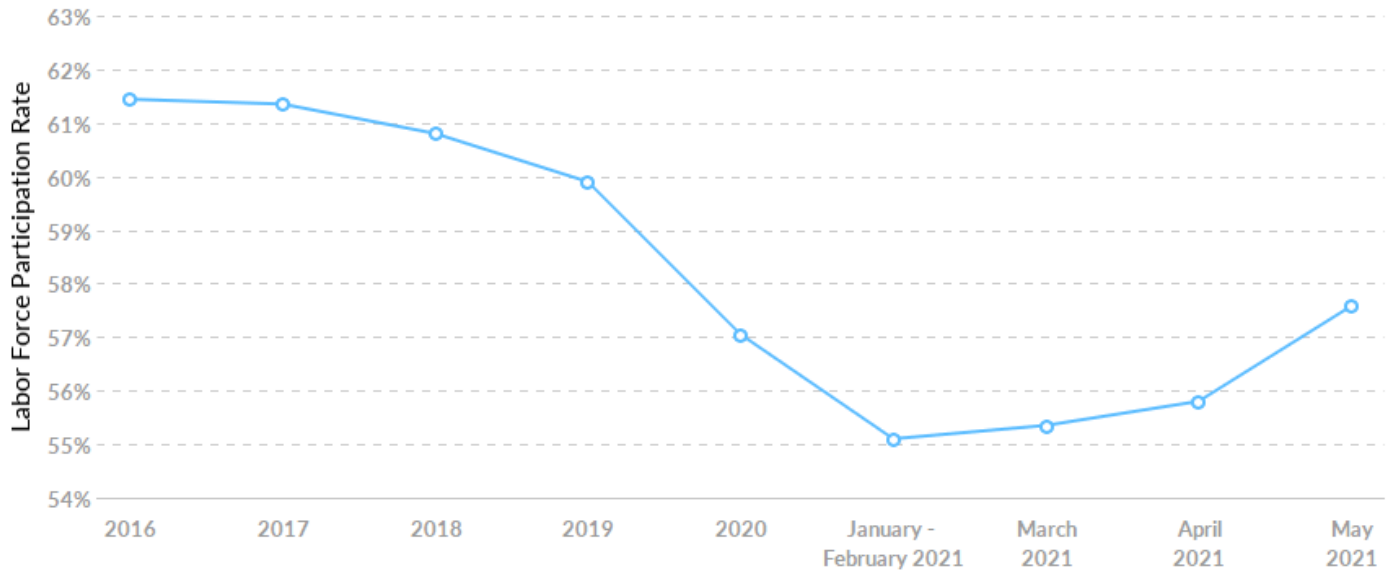
Job Trends

From 2015 to 2020, jobs **declined by 6.4%** in Knox County, ME from 21,798 to **20,410**. This change **fell short of the national growth rate of 1.3%** by 7.7%.



Timeframe	Jobs
2015	21,798
2016	21,836
2017	21,963
2018	22,026
2019	21,831
2020	20,410
2021	20,261
2022	20,130
2023	20,011
2024	19,904
2025	19,816

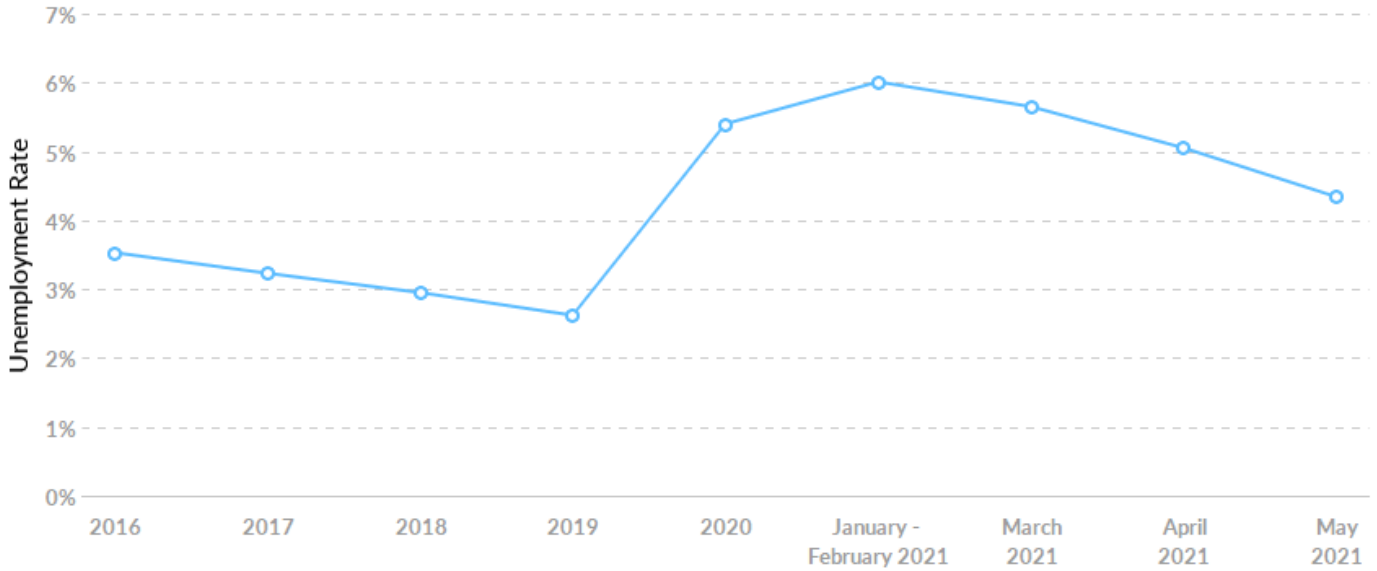
Labor Force Participation Rate Trends



Timeframe	Labor Force Participation Rate
2016	61.44%
2017	61.35%
2018	60.80%
2019	59.90%
2020	57.05%
January - February 2021	55.10%
March 2021	55.35%
April 2021	55.80%
May 2021	57.58%

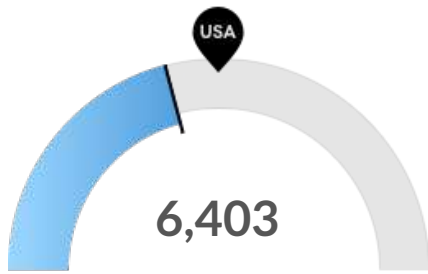
Unemployment Rate Trends

Knox County, ME had a May 2021 unemployment rate of 4.34%, **increasing from 3.53% 5 years before.**



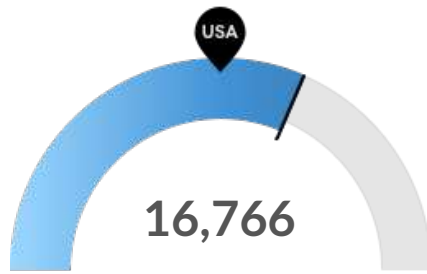
Timeframe	Unemployment Rate
2016	3.53%
2017	3.23%
2018	2.95%
2019	2.62%
2020	5.40%
January - February 2021	6.01%
March 2021	5.65%
April 2021	5.05%
May 2021	4.34%

Population Characteristics



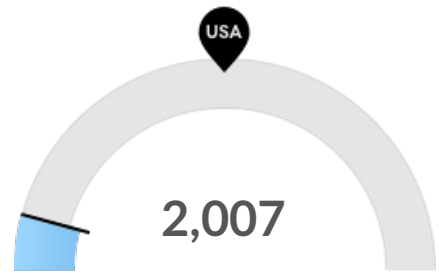
Millennials

Knox County, ME has 6,403 millennials (ages 25-39). The national average for an area this size is 8,200.



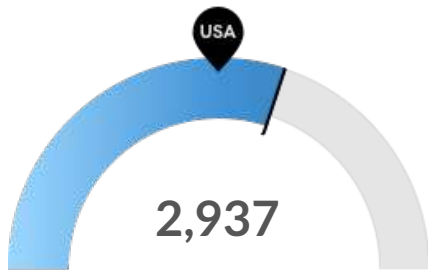
Retiring Soon

Retirement risk is high in Knox County, ME. The national average for an area this size is 11,693 people 55 or older, while there are 16,766 here.



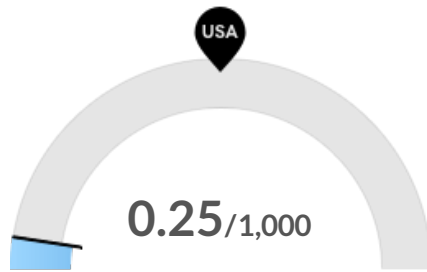
Racial Diversity

Racial diversity is low in Knox County, ME. The national average for an area this size is 15,864 racially diverse people, while there are 2,007 here.



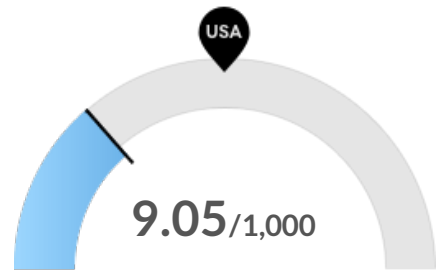
Veterans

Knox County, ME has 2,937 veterans. The national average for an area this size is 2,209.



Violent Crime

Knox County, ME has 0.25 violent crimes per 1,000 people. The national rate is 3.53 per 1,000 people.

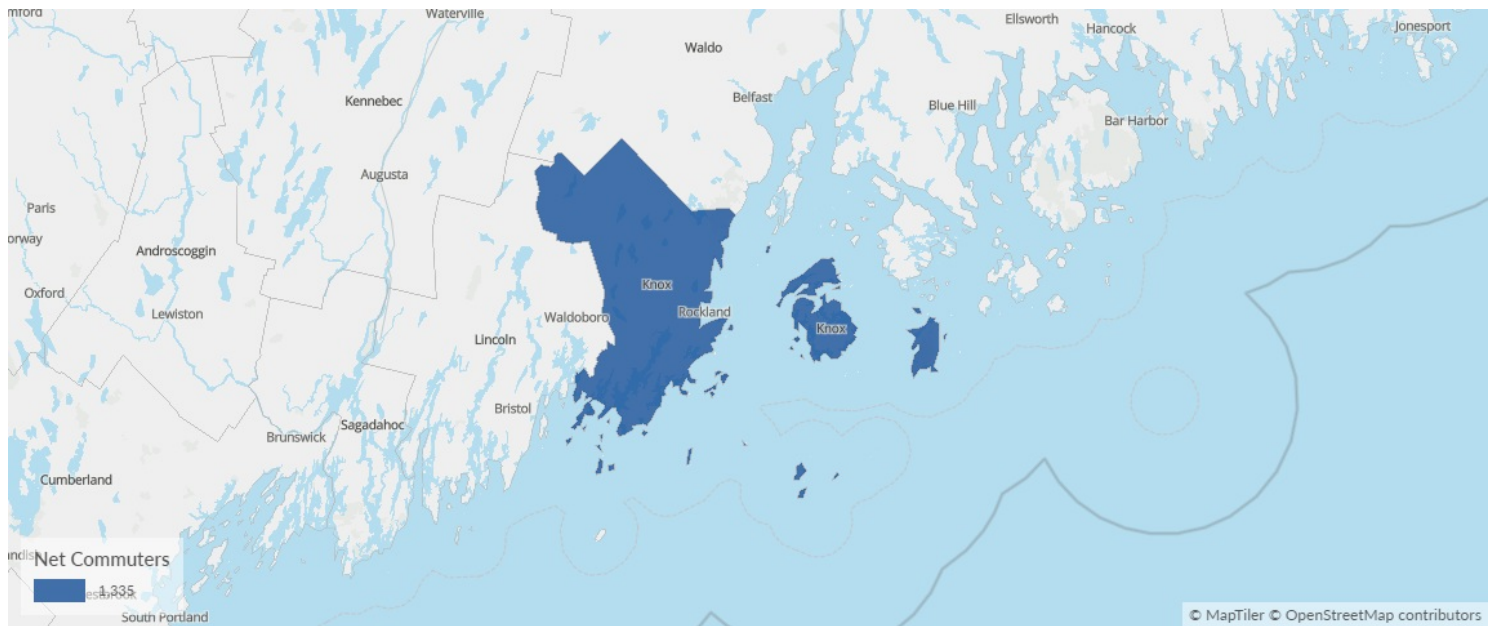


Property Crime

Knox County, ME has 9.05 property crimes per 1,000 people. The national rate is 19.79 per 1,000 people.

Place of Work vs Place of Residence

Understanding where talent in Knox County, ME currently works compared to where talent lives can help you optimize site decisions.



Where Talent Works

County	Name	2020 Employment
23013	Knox County, ME	20,410

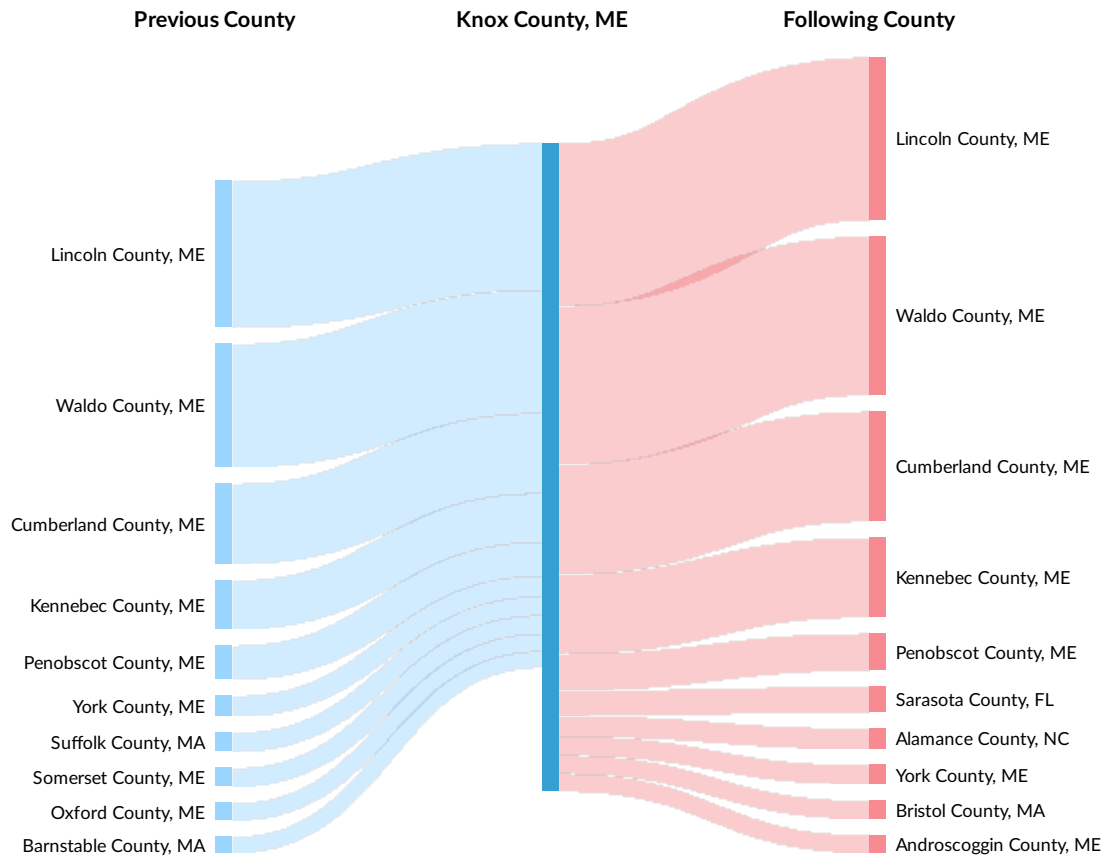
Where Talent Lives

County	Name	2020 Workers
23013	Knox County, ME	19,074

Inbound and Outbound Migration

The table below analyzes past and current residents of Knox County, ME. The left column shows residents of other counties migrating to Knox County, ME. The right column shows residents migrating from Knox County, ME to other counties.

As of 2019, 177 people have migrated from Lincoln County, ME to Knox County, ME. In the same year, 197 people left Knox County, ME migrating to Lincoln County, ME. The total Net Migration for Knox County, ME in 2018 was 95.

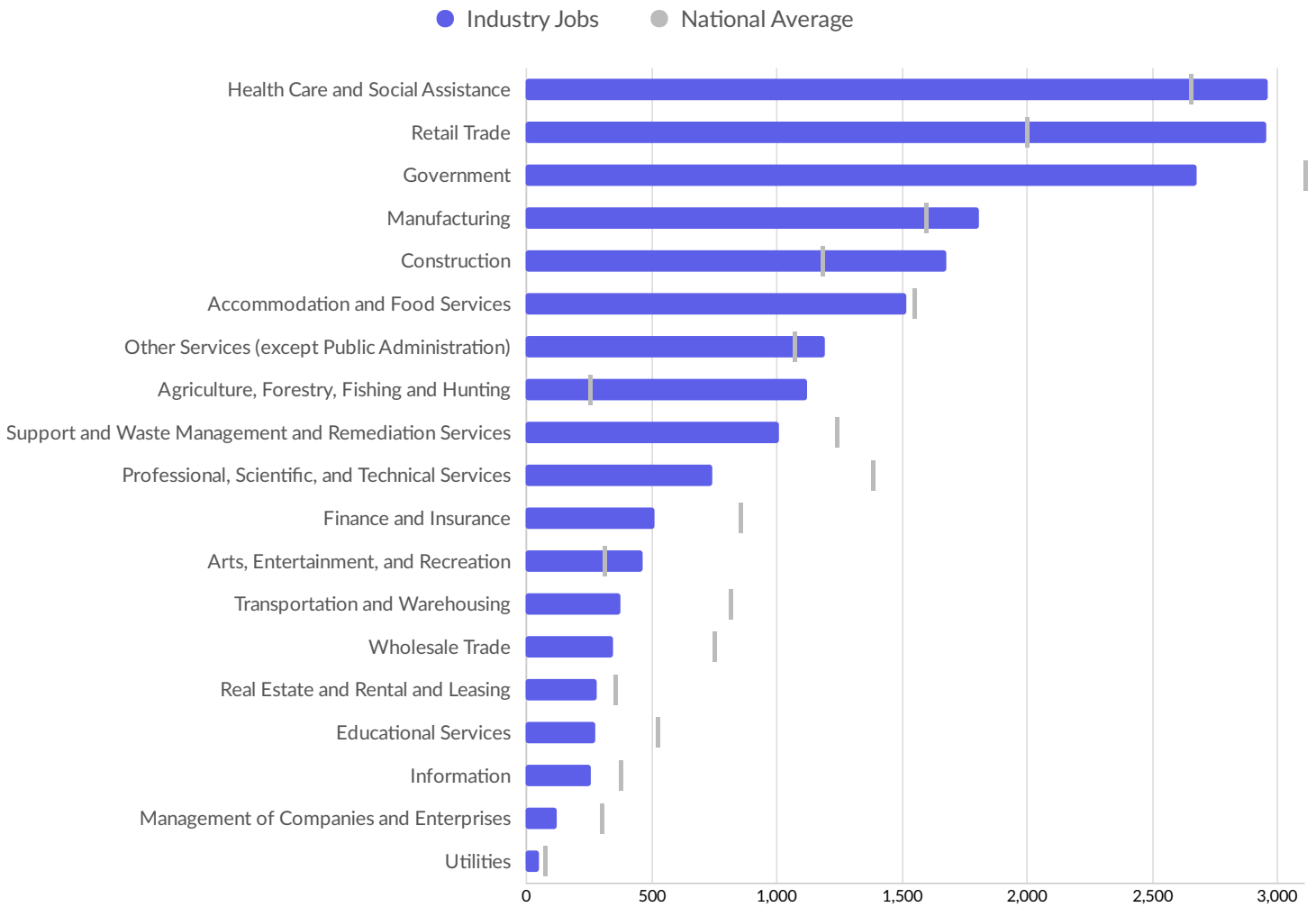


Top Previous Counties	Migrations
Lincoln County, ME	177
Waldo County, ME	149
Cumberland County, ME	97
Kennebec County, ME	59
Penobscot County, ME	41
York County, ME	25

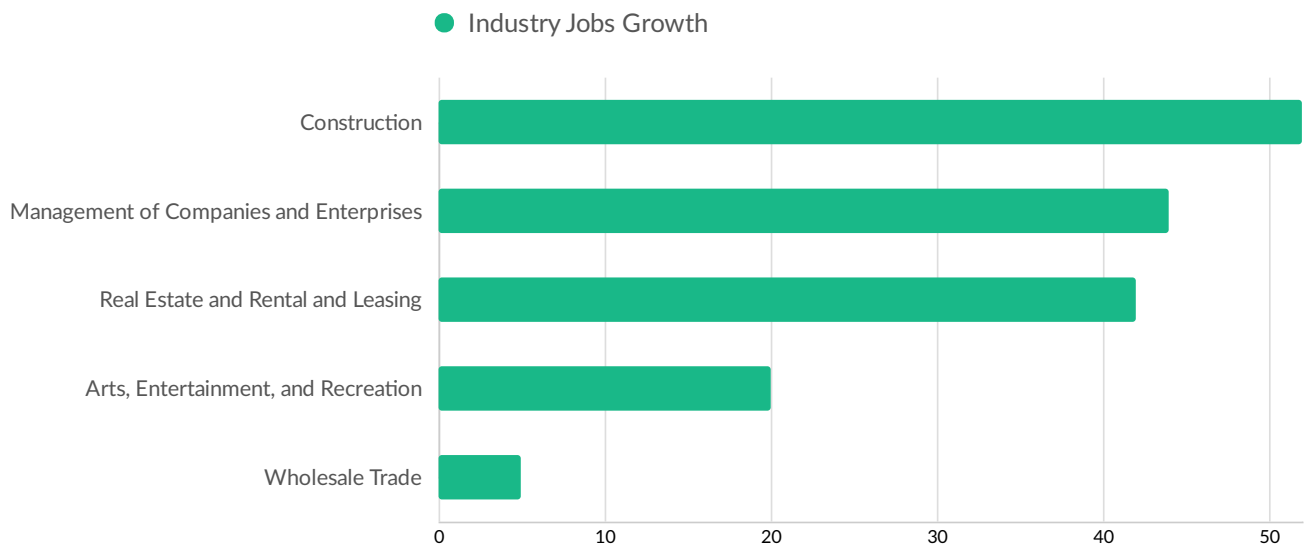
Top Previous Counties	Migrations
Suffolk County, MA	23
Somerset County, ME	22
Oxford County, ME	21
Barnstable County, MA	19
Essex County, MA	18
Androscoggin County, ME	17
Hancock County, ME	16
Sagadahoc County, ME	16
Pima County, AZ	16
Top Following Counties	Migrations
Lincoln County, ME	197
Waldo County, ME	191
Cumberland County, ME	133
Kennebec County, ME	96
Penobscot County, ME	45
Sarasota County, FL	30
Alamance County, NC	25
York County, ME	23
Bristol County, MA	22
Androscoggin County, ME	22
Union County, NC	19
Piscataquis County, ME	18
Bexar County, TX	18
Aroostook County, ME	17
Somerset County, ME	17

Industry Characteristics

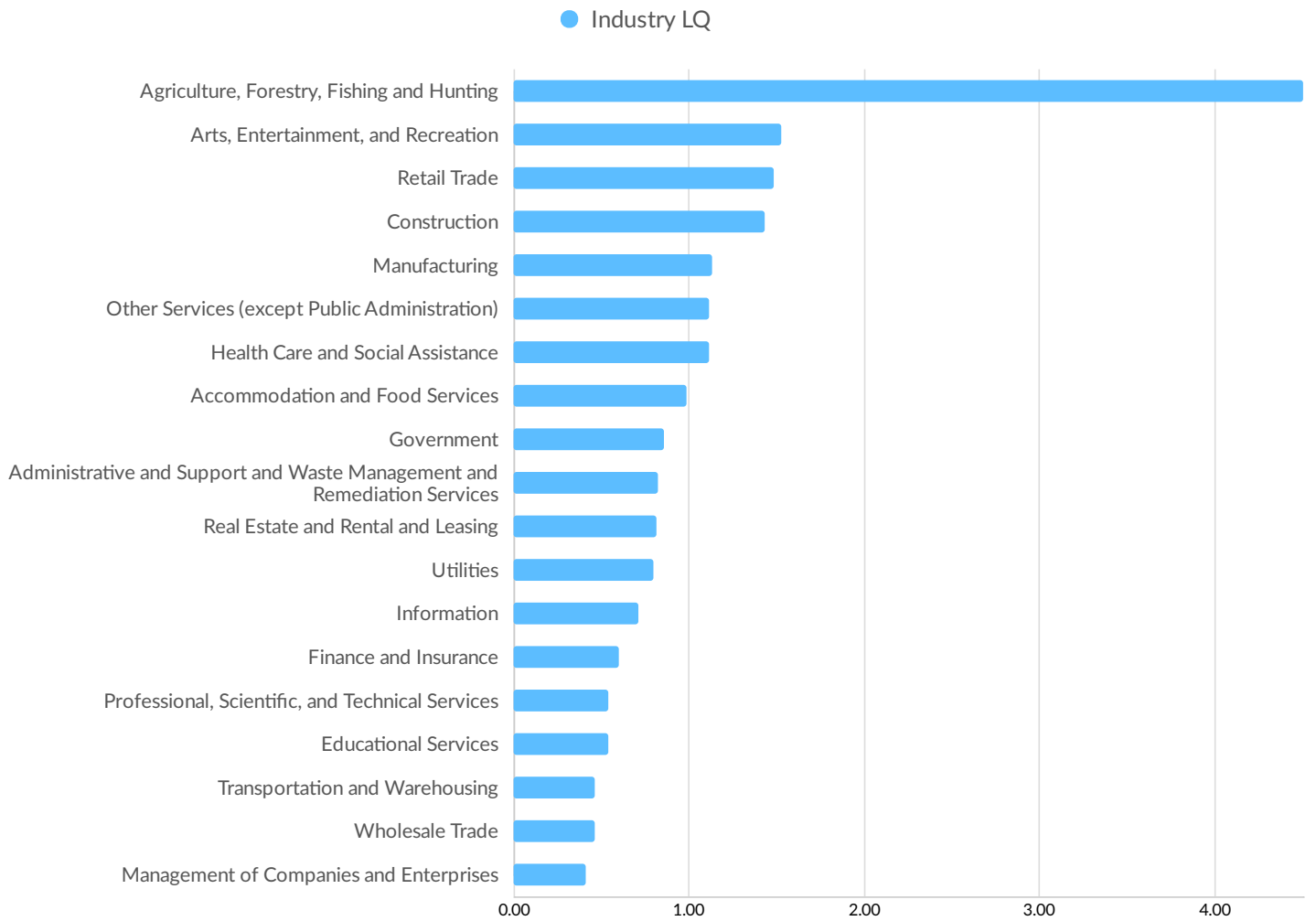
Largest Industries



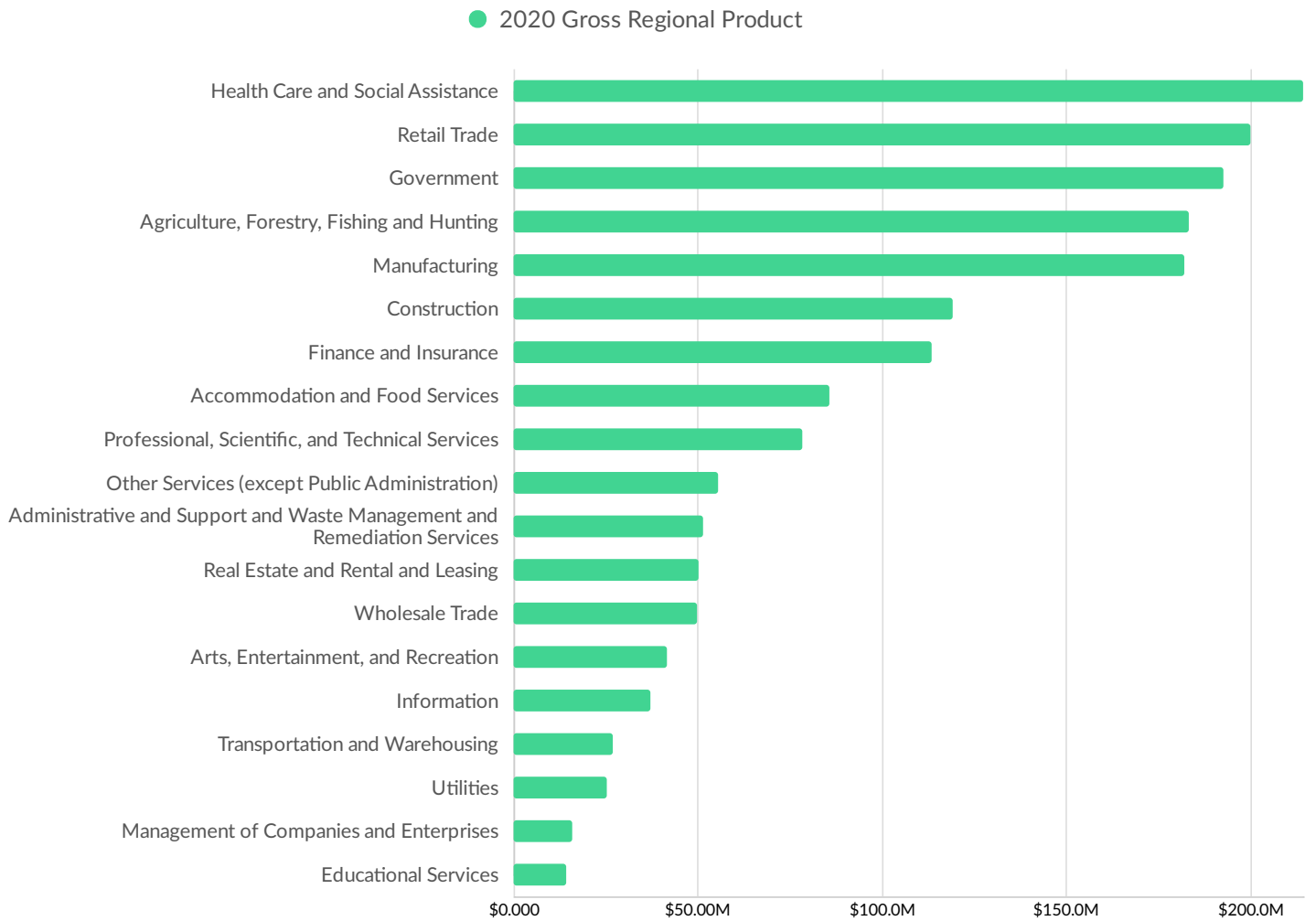
Top Growing Industries



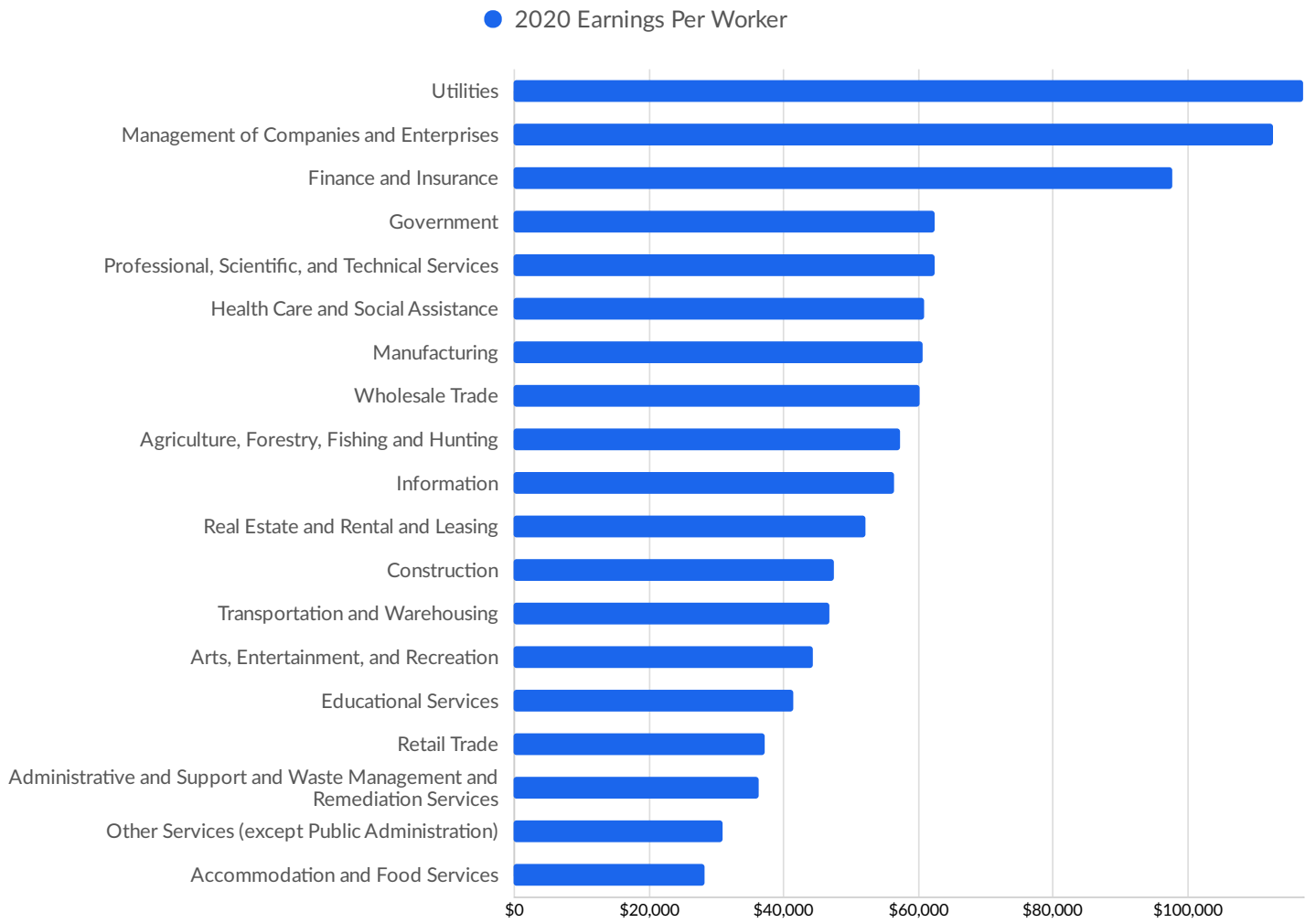
Top Industry LQ



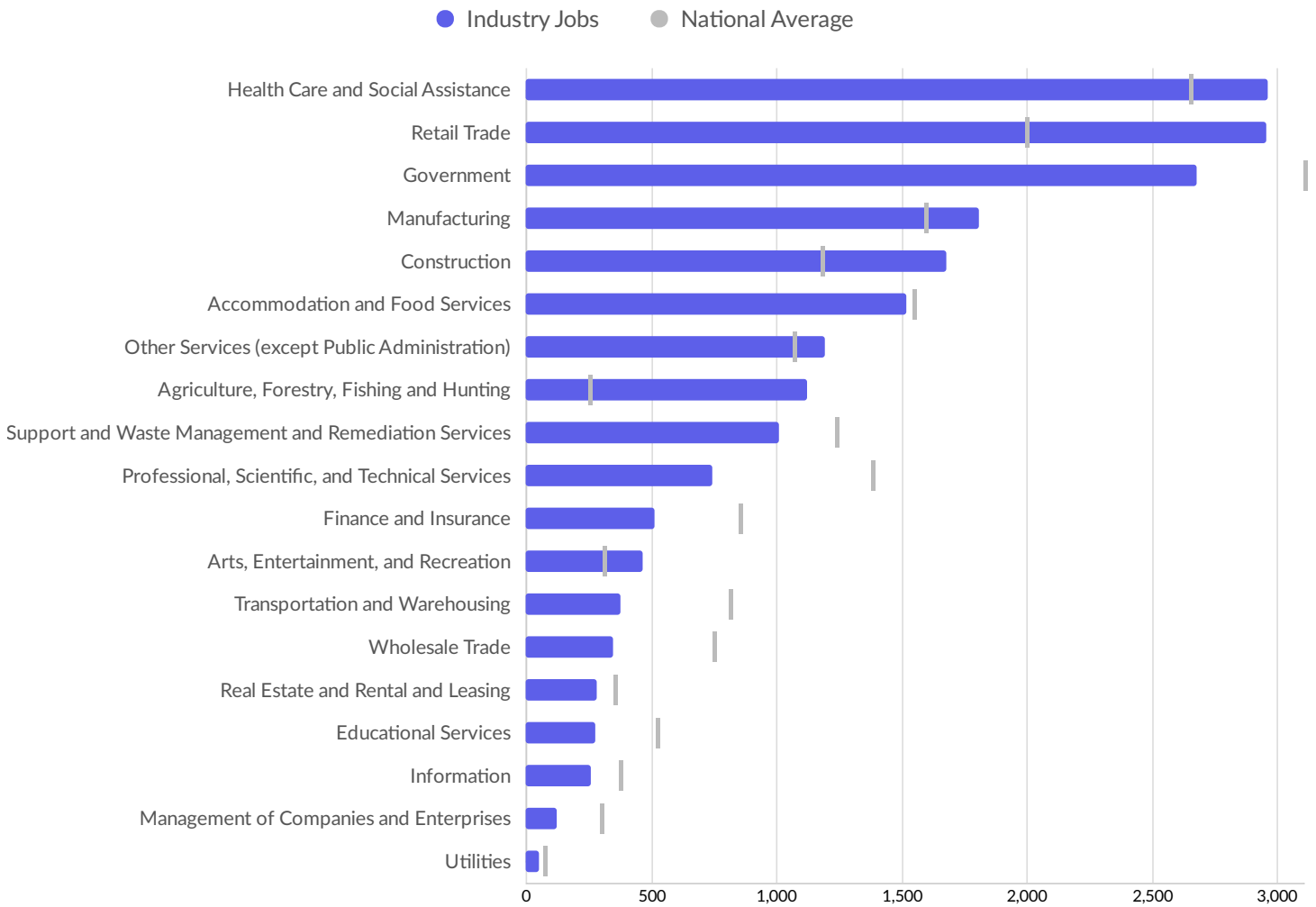
Top Industry GRP



Top Industry Earnings


















Largest Industries



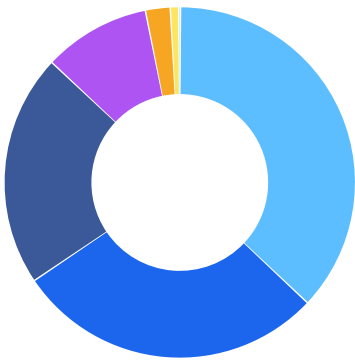
Business Characteristics

3,110 Companies Employ Your Workers

Online profiles for your workers mention 3,110 companies as employers, with the top 10 appearing below. In the last 12 months, 962 companies in Knox County, ME posted job postings, with the top 10 appearing below.

Top Companies	Profiles	Top Companies Posting	Unique Postings
Bay Medical Center	179 	MaineHealth	587 
State of Maine	143 	Soliant Health, Inc	304 
Camden National Corporation	130 	Penobscot Bay Medical Center (...)	183 
Rsu 19	62 	The Home Depot	155 
MaineHealth	47 	Genesis Healthcare, Inc.	111 
Athenahealth, Inc.	45 	Delhaize America, LLC	110 
Bank of America Corporation	44 	CareInHomes.com	106 
Douglas Dynamics, Inc.	40 	U.S. Xpress, Inc.	97 
Razor Insights, LLC	35 	Lowe's Companies, Inc.	80 
County of Knox	34 	Liveops, Inc.	73 

Business Size

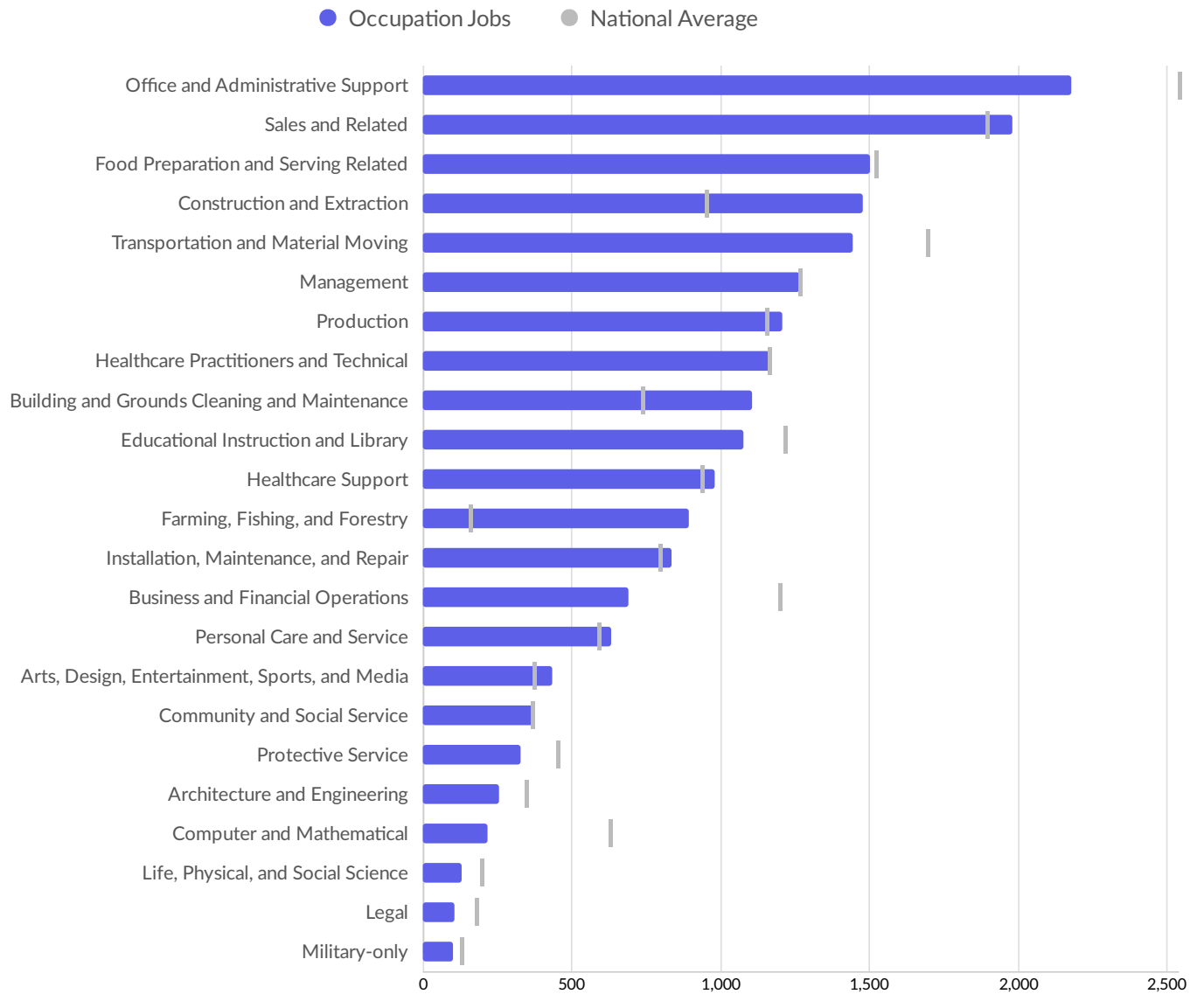


	Percentage	Business Count
1 to 4 employees	37.0%	907
5 to 9 employees	28.5%	700
10 to 19 employees	21.4%	526
20 to 49 employees	9.9%	242
50 to 99 employees	2.3%	56
100 to 249 employees	0.8%	19
250 to 499 employees	0.2%	4

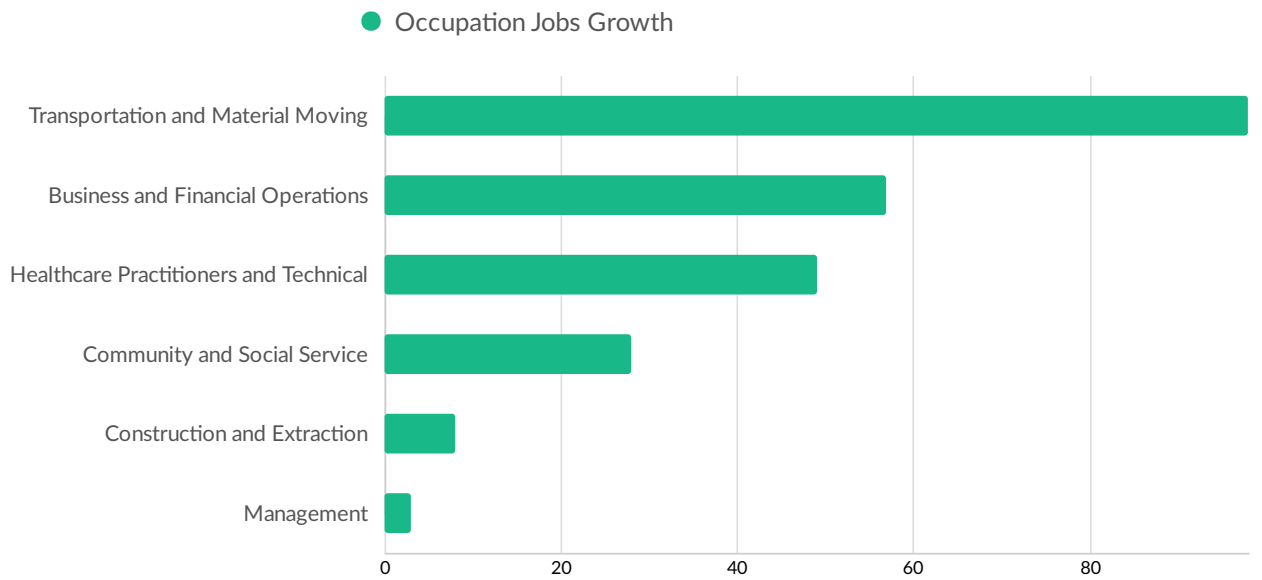
**Business Data by DatabaseUSA.com is third-party data provided by Emsi to its customers as a convenience, and Emsi does not endorse or warrant its accuracy or consistency with other published Emsi data. In most cases, the Business Count will not match total companies with profiles on the summary tab.*

Workforce Characteristics

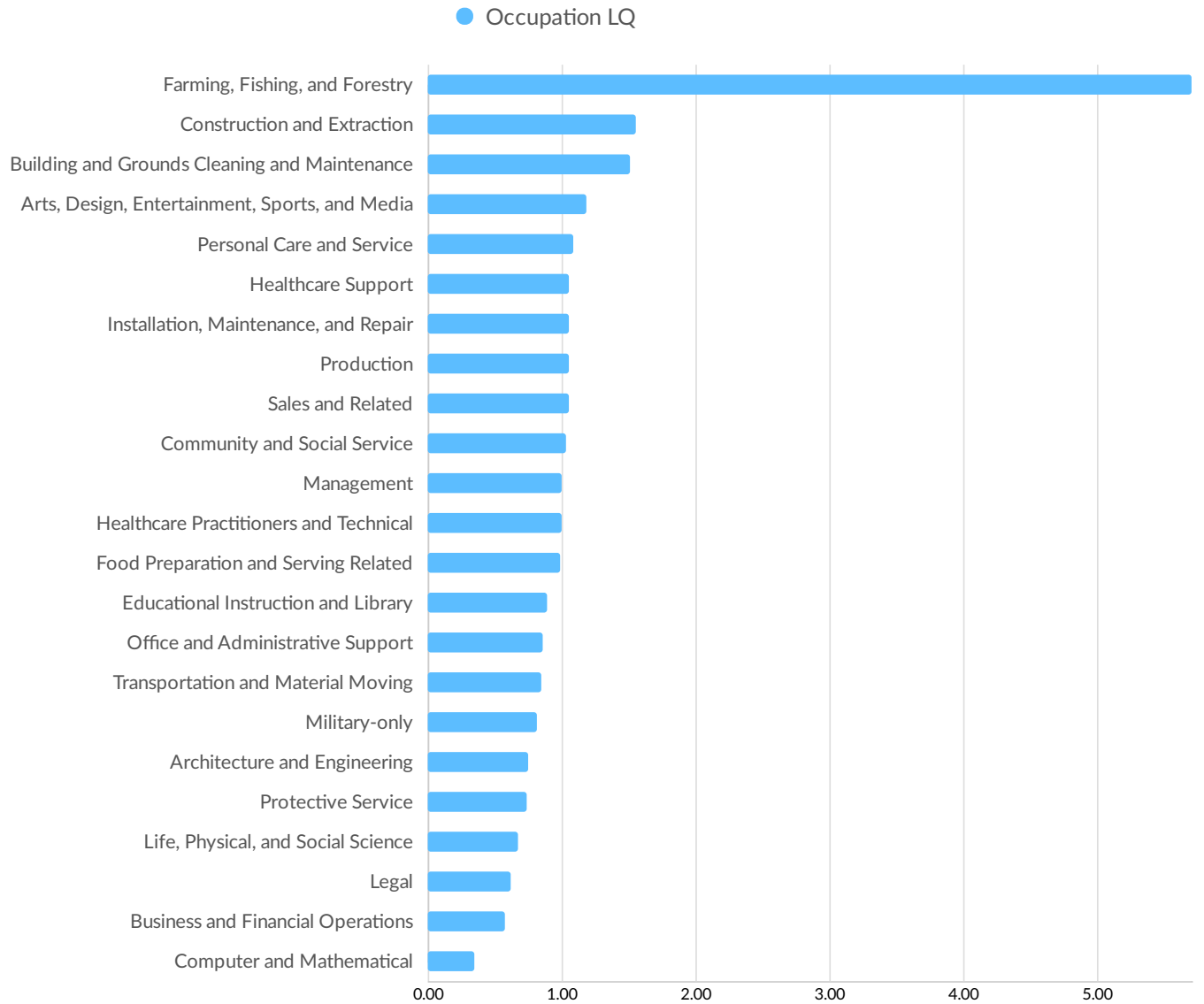
Largest Occupations



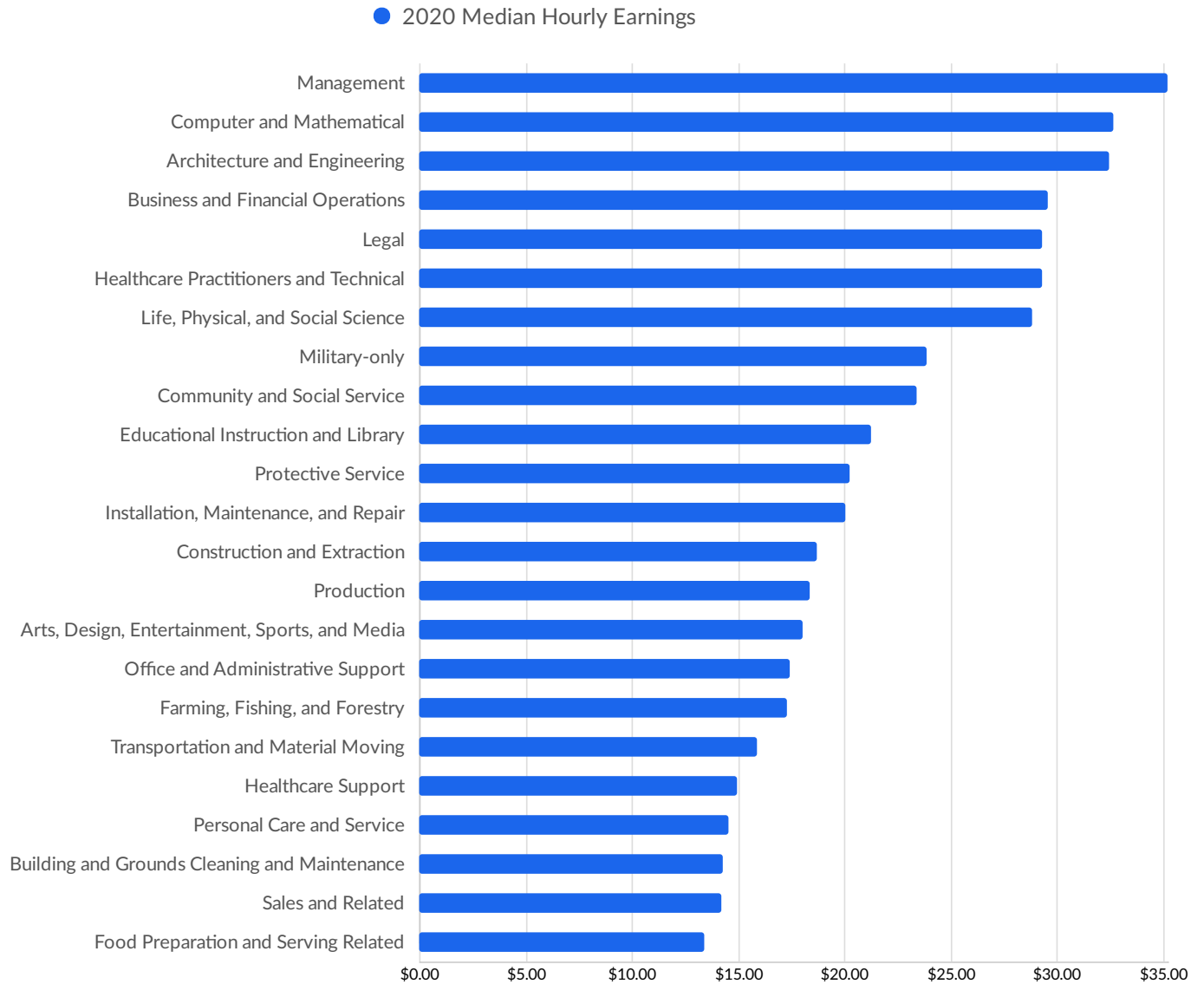
Top Growing Occupations



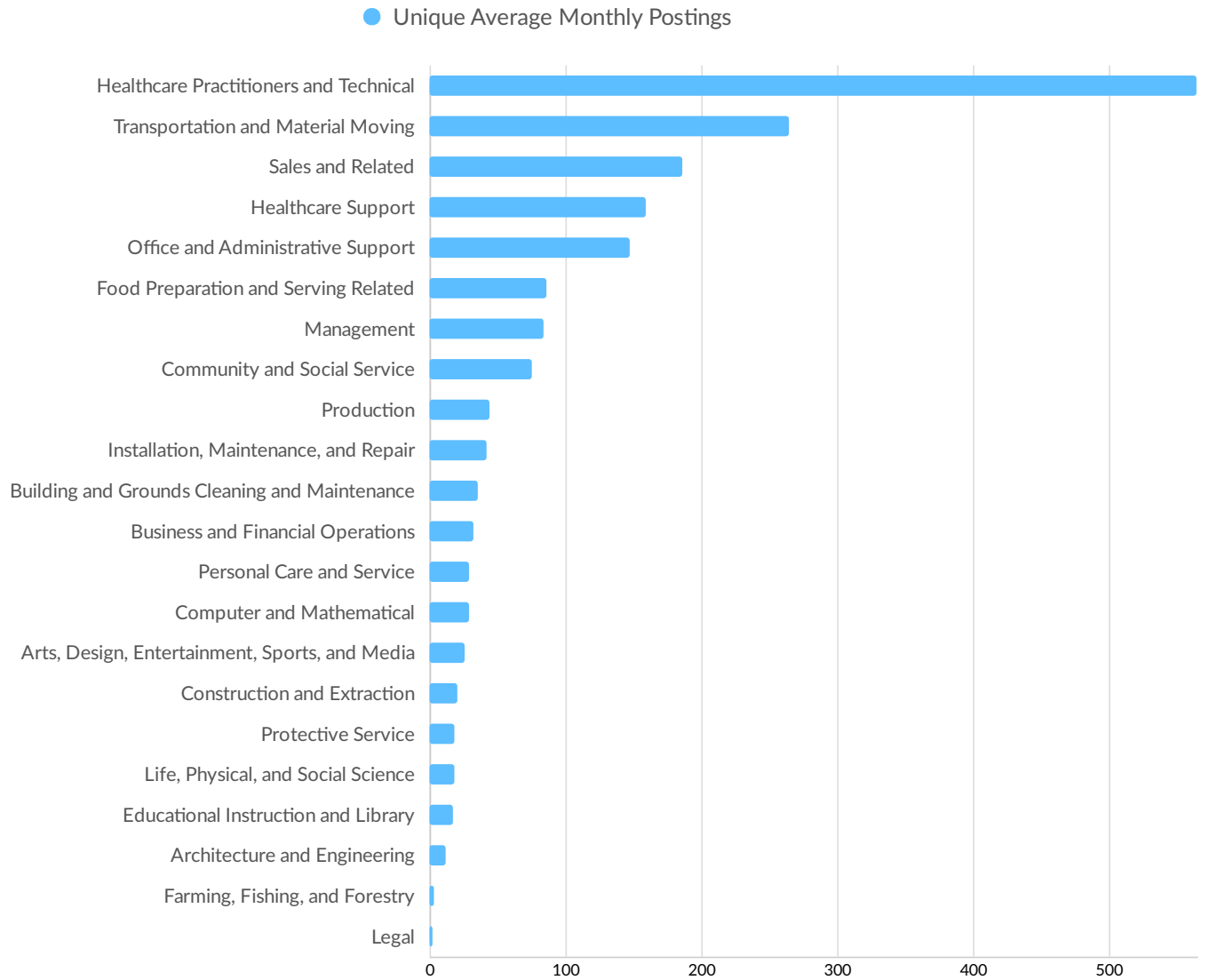
Top Occupation LQ



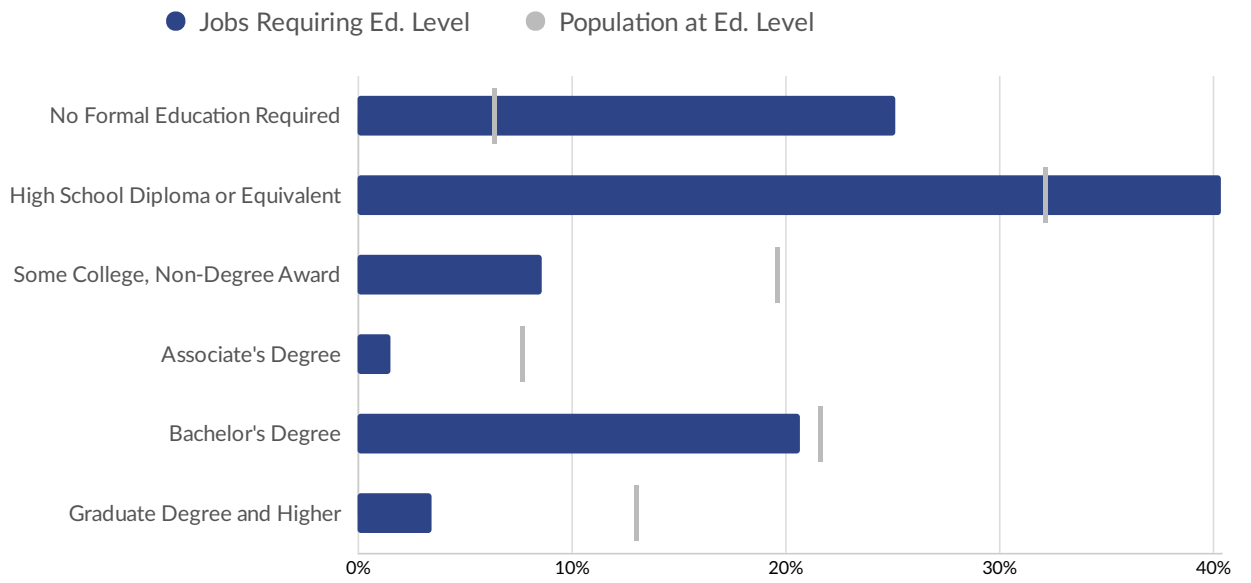
Top Occupation Earnings



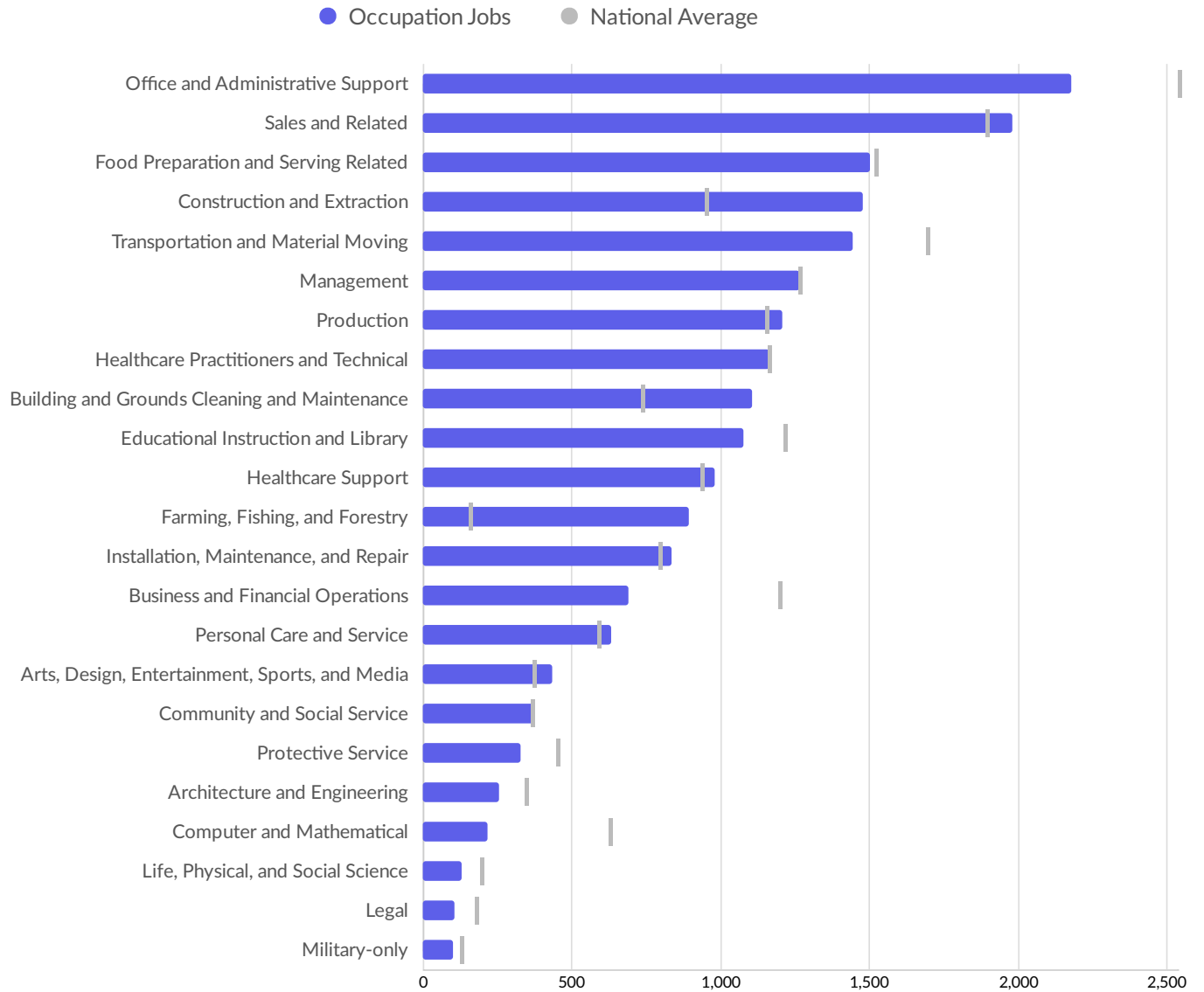
Top Posted Occupations



Underemployment

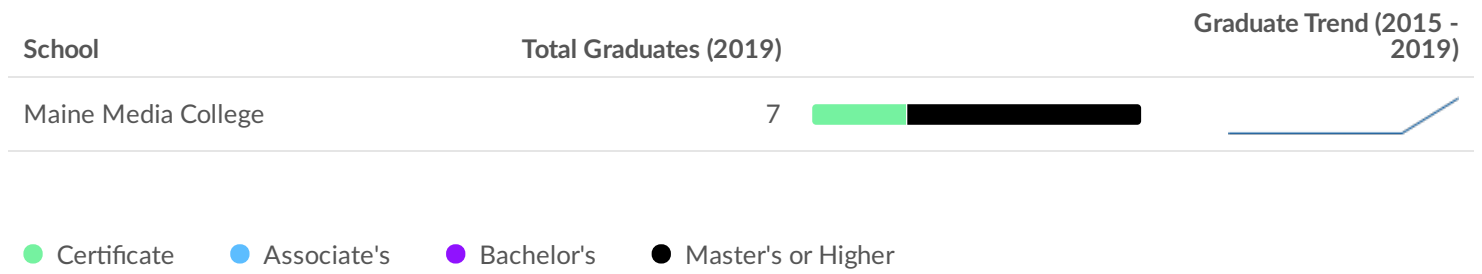


Largest Occupations



Educational Pipeline

In 2019, there were 7 graduates in Knox County, ME. This pipeline has grown by 100% over the last 5 years. The highest share of these graduates come from "Fine/Studio Arts, General", "Fine/Studio Arts, General", and "Agriculture, General".



In-Demand Skills

