



Sagadahoc County, ME

Coastal Counties Workforce, Inc.



14 Maine St
Suite 203A
Brunswick, Maine 04011

Contents

Report Parameters	1
Economy Overview	2
Unemployment by Demographics	4
Historic & Projected Trends	8
Population Characteristics	12
Inbound and Outbound Migration	14
Industry Characteristics	16
Business Characteristics	22
Workforce Characteristics	24
Educational Pipeline	31
In-Demand Skills	32

Report Parameters

1 County

23023 Sagadahoc County, ME

Class of Worker

QCEW Employees, Non-QCEW Employees, and Self-Employed

The information in this report pertains to the chosen geographical area.

Economy Overview

36,221

Population (2020)

Population **grew by 1,101** over the last 5 years and is projected to **grow by 1,527** over the next 5 years.

17,479

Total Regional Employment

Jobs **decreased by 350** over the last 5 years and are projected to **decrease by 418** over the next 5 years.

\$63.7K

Median Household Income (2019)

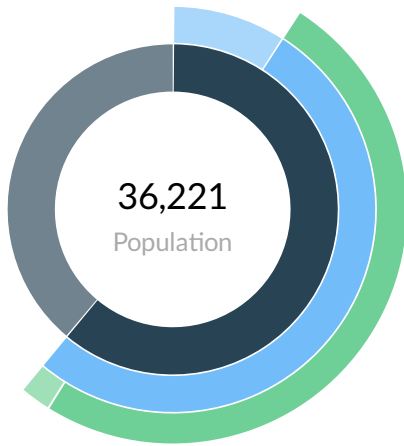
Median household income is **\$851 above** the national median household income of \$62.8K.

Takeaways

- As of 2020 the region's population **increased by 3.1%** since 2015, growing by 1,101. Population is expected to **increase by 4.2%** between 2020 and 2025, adding 1,527.
- From 2015 to 2020, jobs **declined by 2.0%** in Sagadahoc County, ME from 17,829 to **17,479**. This change **fell short of the national growth rate of 1.3% by 3.3%**. As the number of jobs declined, the **labor force participation rate decreased from 64.2% to 61.6% between 2015 and 2020**.
- Concerning educational attainment, **21.1% of Sagadahoc County, ME residents possess a Bachelor's Degree** (1.1% above the national average), and **9.9% hold an Associate's Degree** (1.3% above the national average).
- The top three industries in 2020 are Ship and Boat Building, Education and Hospitals (Local Government), and Restaurants and Other Eating Places.

	Population (2020)	Labor Force (2020)	Jobs (2020)	Cost of Living	GRP	Imports	Exports
Region	36,221	18,825	17,479	123.2	\$1.71B	\$3.08B	\$2.89B
Cumberland County, ME	296,875	157,397	201,978	123.4	\$23.49B	\$18.58B	\$20.07B
York County, ME	209,525	108,722	82,929	119.1	\$8.96B	\$17.31B	\$20.30B
Waldo County, ME	39,978	19,425	13,948	115.6	\$1.46B	\$2.13B	\$1.38B
Knox County, ME	39,852	18,644	20,410	120.5	\$1.92B	\$2.48B	\$2.25B
Lincoln County, ME	34,997	15,672	13,635	119.8	\$1.20B	\$1.89B	\$1.07B

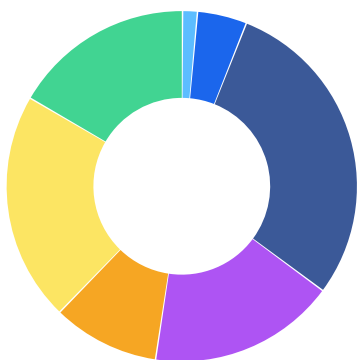
2020 Labor Force Breakdown



	Population
● Total Working Age Population	22,094
● Not in Labor Force (15+)	3,269
● Labor Force	18,825
● Employed	18,039
● Unemployed	786
● Under 15	14,127

Educational Attainment

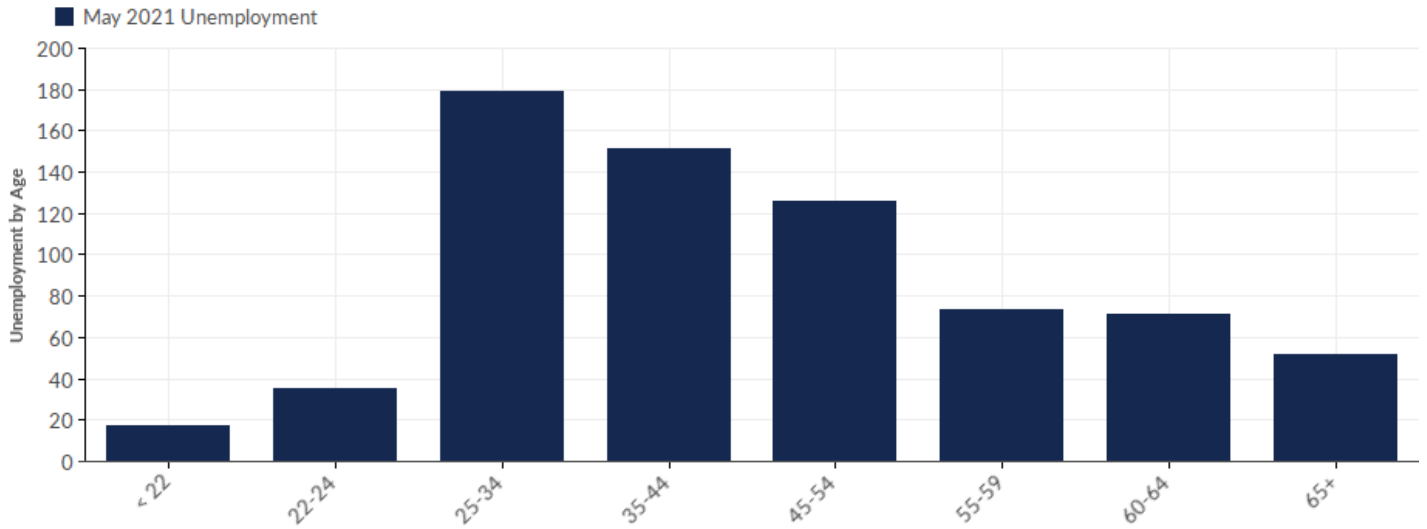
Concerning educational attainment, **21.1% of Sagadahoc County, ME residents possess a Bachelor's Degree** (1.1% above the national average), and **9.9% hold an Associate's Degree** (1.3% above the national average).



	% of Population	Population
● Less Than 9th Grade	1.4%	372
● 9th Grade to 12th Grade	4.6%	1,240
● High School Diploma	29.1%	7,912
● Some College	17.3%	4,687
● Associate's Degree	9.9%	2,678
● Bachelor's Degree	21.1%	5,738
● Graduate Degree and Higher	16.7%	4,533

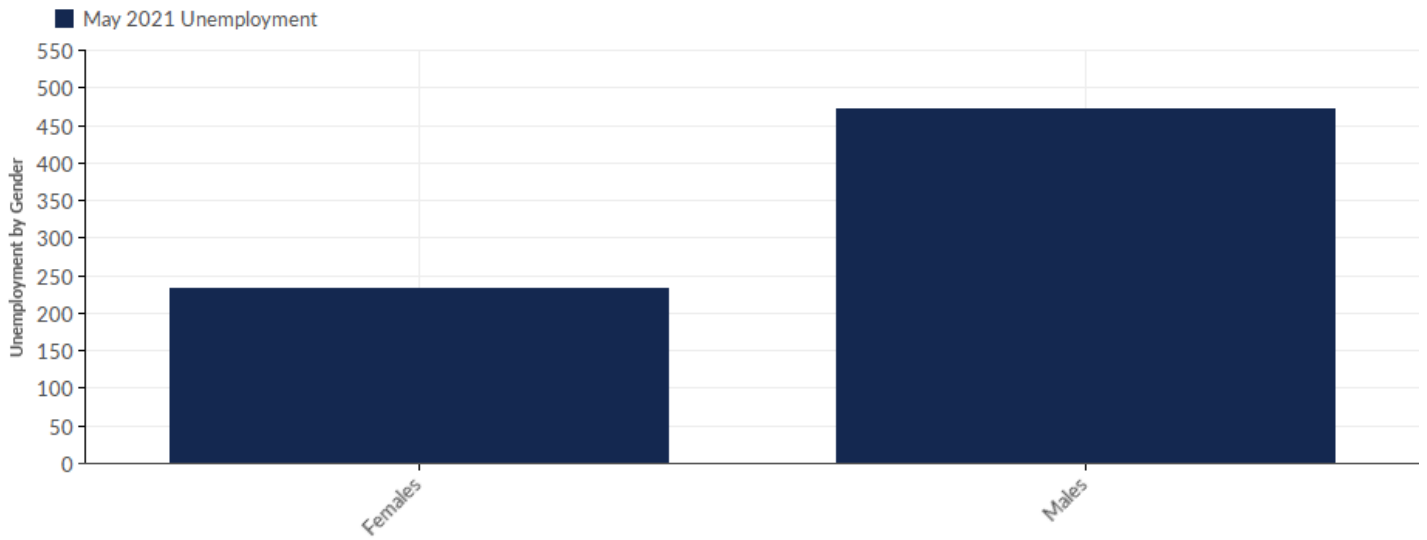
Unemployment by Demographics

Unemployment by Age



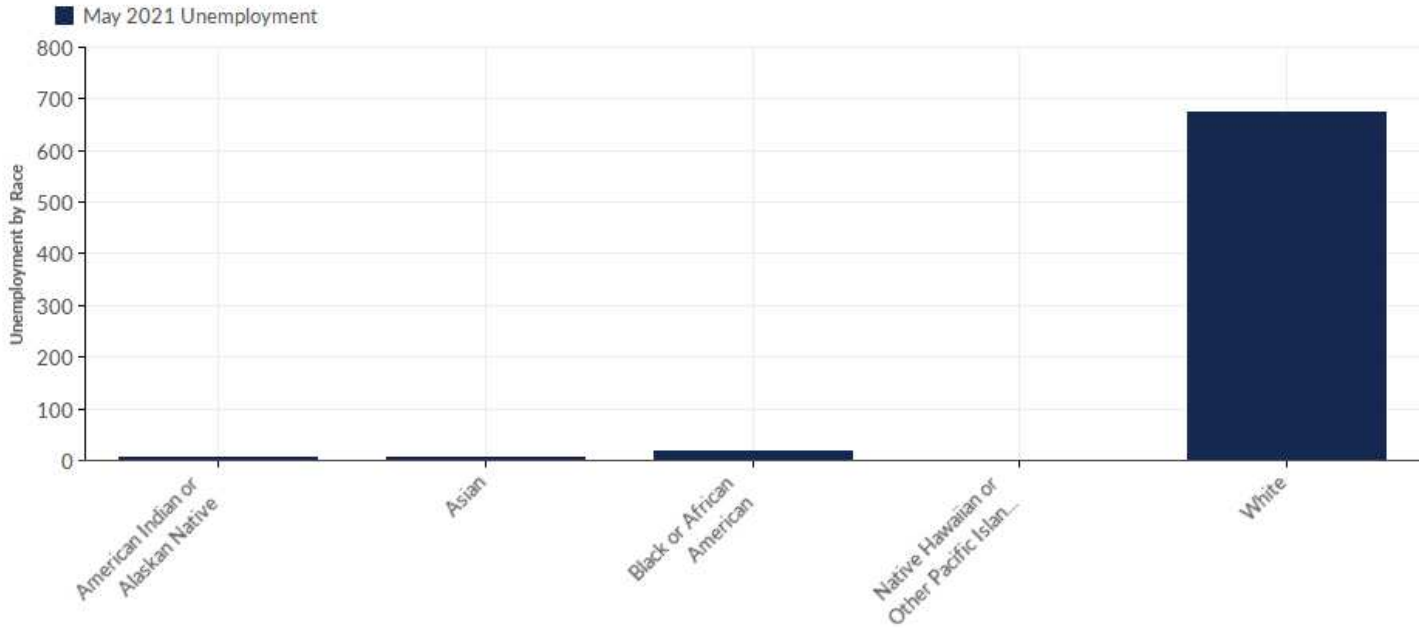
Age	Unemployment (May 2021)	% of Age Cohort
< 22	17	2.41%
22-24	35	4.97%
25-34	179	25.43%
35-44	151	21.45%
45-54	126	17.90%
55-59	73	10.37%
60-64	71	10.09%
65+	51	7.24%
Total	704	100.00%

Unemployment by Gender



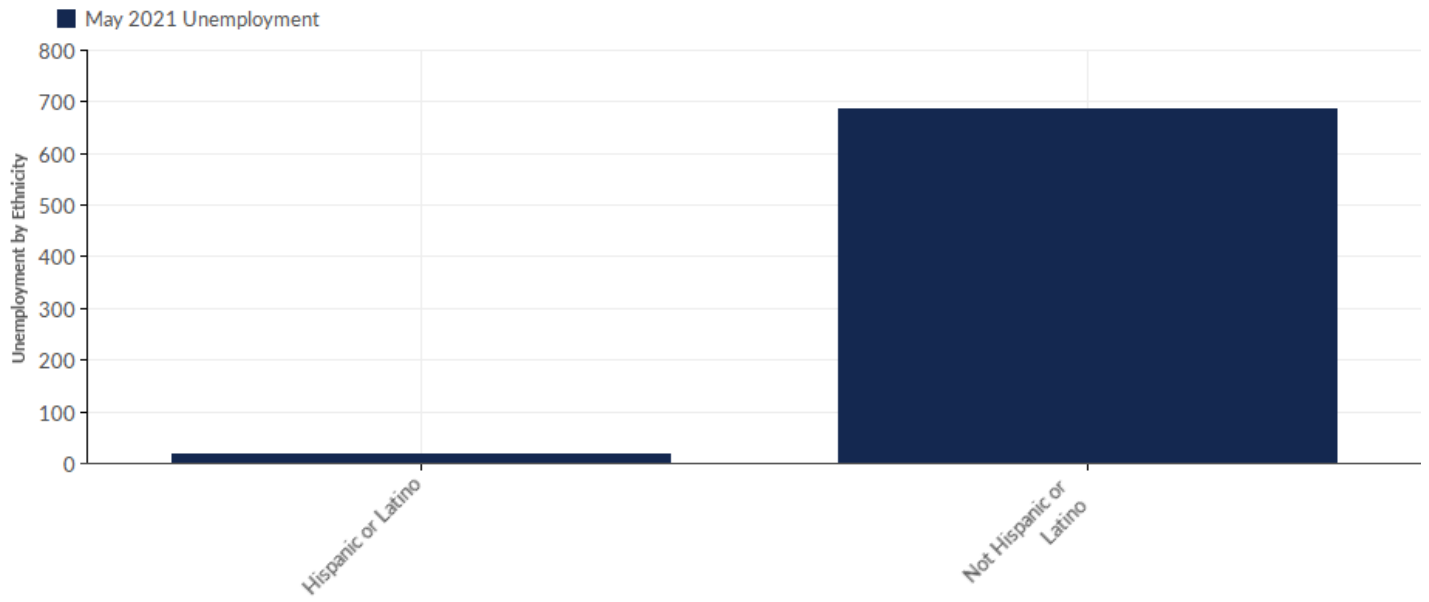
Gender	Unemployment (May 2021)	% of Age Cohort
Females	233	33.10%
Males	471	66.90%
Total	704	100.00%

Unemployment by Race



Race	Unemployment (May 2021)	% of Age Cohort
American Indian or Alaskan Native	7	0.99%
Asian	6	0.85%
Black or African American	17	2.41%
Native Hawaiian or Other Pacific Islander	1	0.14%
White	674	95.74%
Total	704	100.00%

Unemployment by Ethnicity

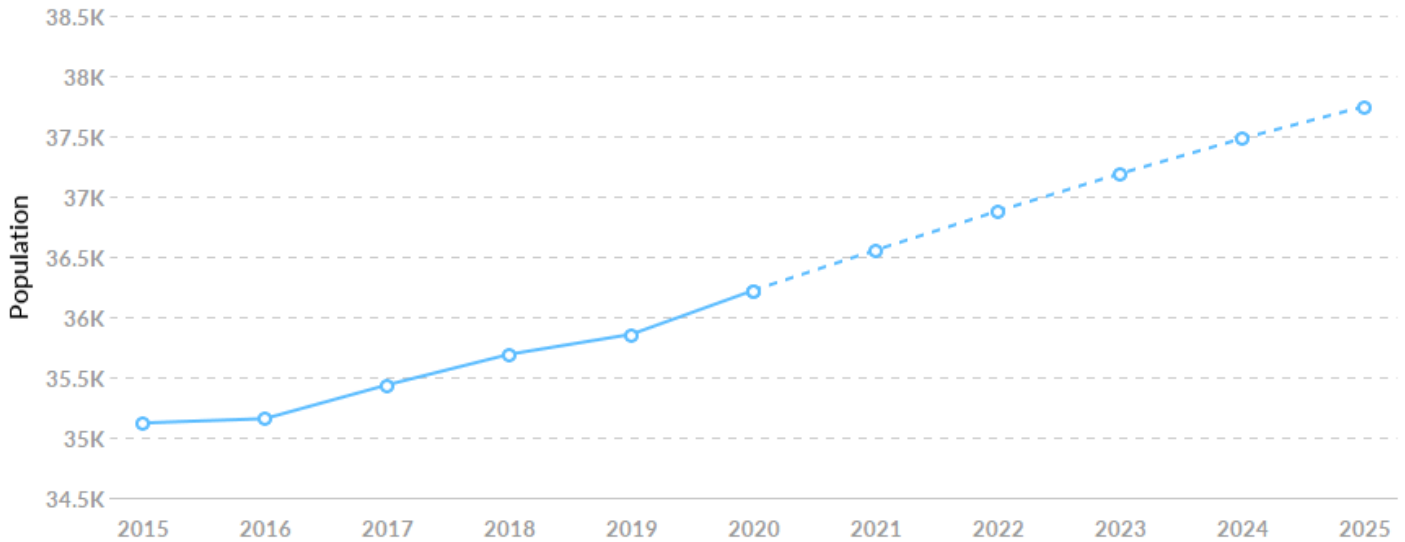


Ethnicity	Unemployment (May 2021)	% of Age Cohort
Hispanic or Latino	19	2.70%
Not Hispanic or Latino	685	97.30%
Total	704	100.00%

Historic & Projected Trends

Population Trends

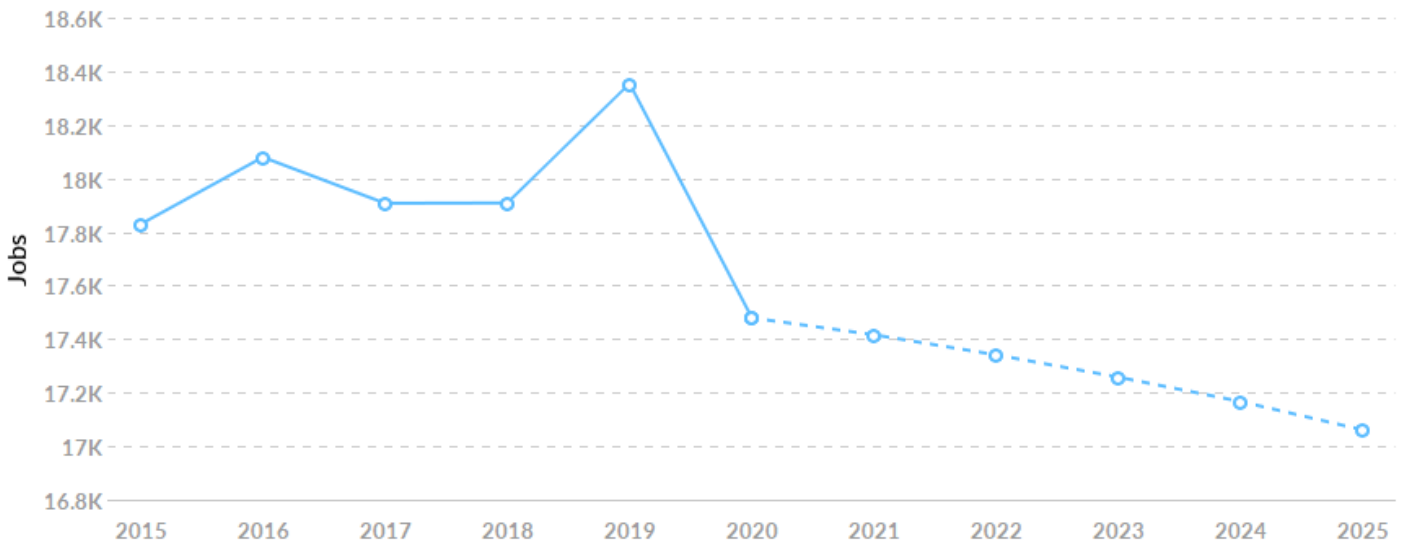
As of 2020 the region's population **increased by 3.1%** since 2015, growing by 1,101. Population is expected to **increase by 4.2%** between 2020 and 2025, adding 1,527.



Timeframe	Population
2015	35,120
2016	35,156
2017	35,436
2018	35,690
2019	35,856
2020	36,221
2021	36,555
2022	36,879
2023	37,189
2024	37,481
2025	37,747

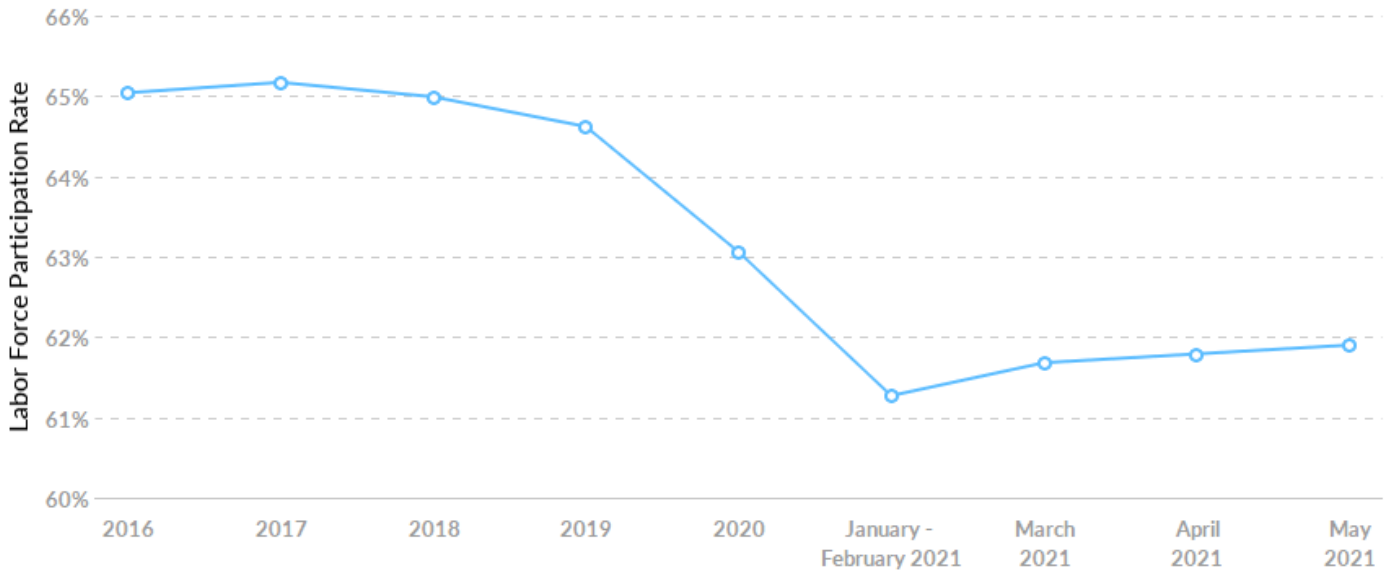
Job Trends

From 2015 to 2020, jobs **declined by 2.0%** in Sagadahoc County, ME from 17,829 to **17,479**. This change **fell short of the national growth rate of 1.3% by 3.3%**.



Timeframe	Jobs
2015	17,829
2016	18,079
2017	17,907
2018	17,908
2019	18,353
2020	17,479
2021	17,416
2022	17,341
2023	17,258
2024	17,167
2025	17,061

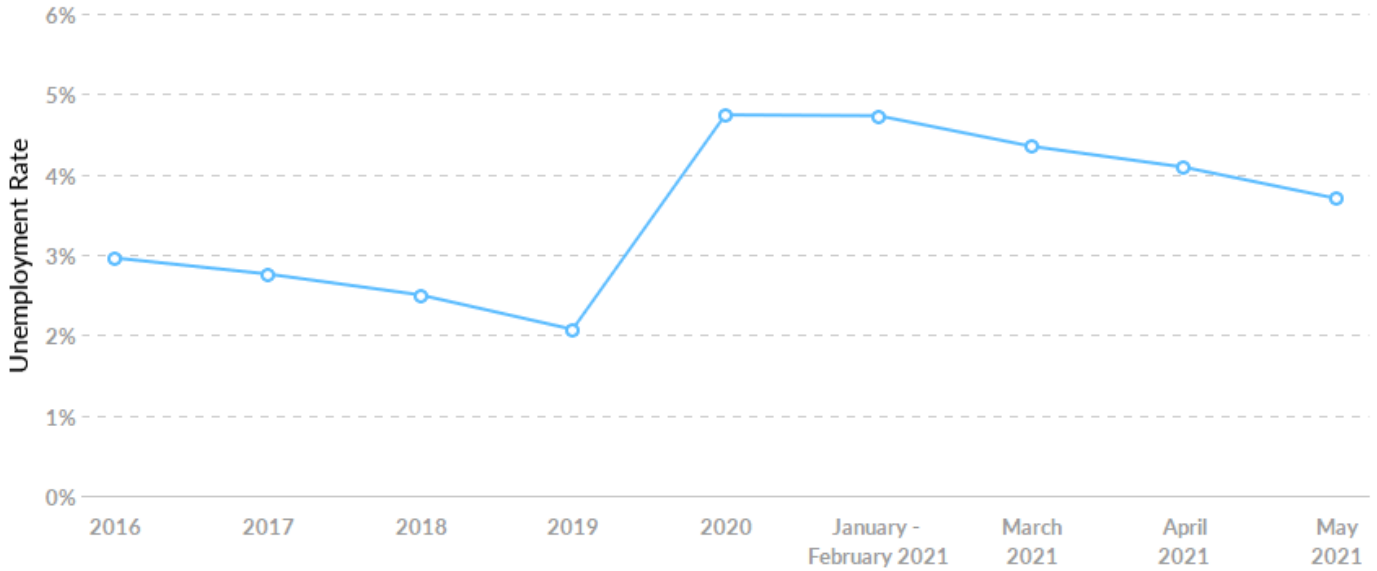
Labor Force Participation Rate Trends



Timeframe	Labor Force Participation Rate
2016	65.04%
2017	65.17%
2018	64.99%
2019	64.62%
2020	63.06%
January - February 2021	61.27%
March 2021	61.68%
April 2021	61.79%
May 2021	61.90%

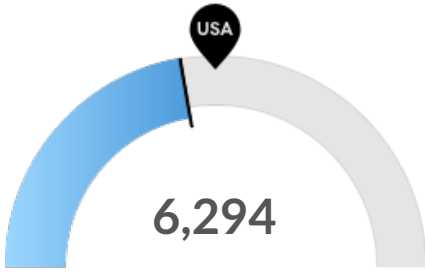
Unemployment Rate Trends

Sagadahoc County, ME had a May 2021 unemployment rate of 3.70%, **increasing from 2.96% 5 years before.**



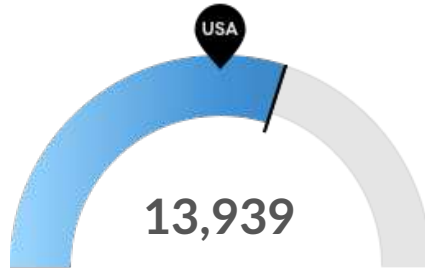
Timeframe	Unemployment Rate
2016	2.96%
2017	2.76%
2018	2.50%
2019	2.07%
2020	4.74%
January - February 2021	4.73%
March 2021	4.35%
April 2021	4.09%
May 2021	3.70%

Population Characteristics



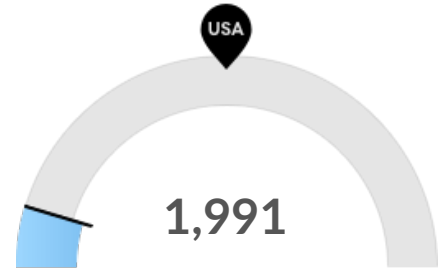
Millennials

Sagadahoc County, ME has 6,294 millennials (ages 25-39). The national average for an area this size is 7,393.



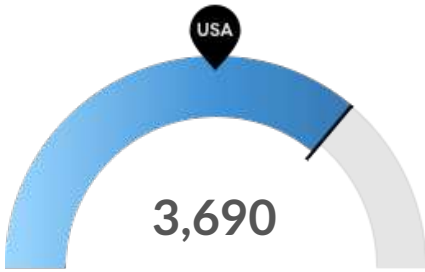
Retiring Soon

Retirement risk is high in Sagadahoc County, ME. The national average for an area this size is 10,542 people 55 or older, while there are 13,939 here.



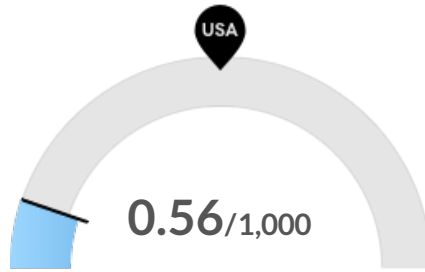
Racial Diversity

Racial diversity is low in Sagadahoc County, ME. The national average for an area this size is 14,302 racially diverse people, while there are 1,991 here.



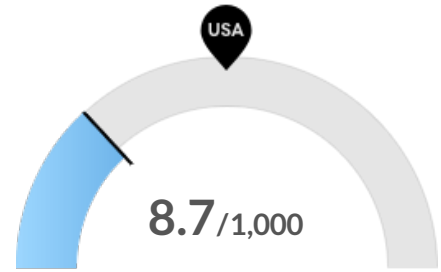
Veterans

Sagadahoc County, ME has 3,690 veterans. The national average for an area this size is 1,991.



Violent Crime

Sagadahoc County, ME has 0.56 violent crimes per 1,000 people. The national rate is 3.53 per 1,000 people.



Property Crime

Sagadahoc County, ME has 8.7 property crimes per 1,000 people. The national rate is 19.79 per 1,000 people.

Place of Work vs Place of Residence

Understanding where talent in Sagadahoc County, ME currently works compared to where talent lives can help you optimize site decisions.



Where Talent Works

County	Name	2020 Employment
23023	Sagadahoc County, ME	17,479

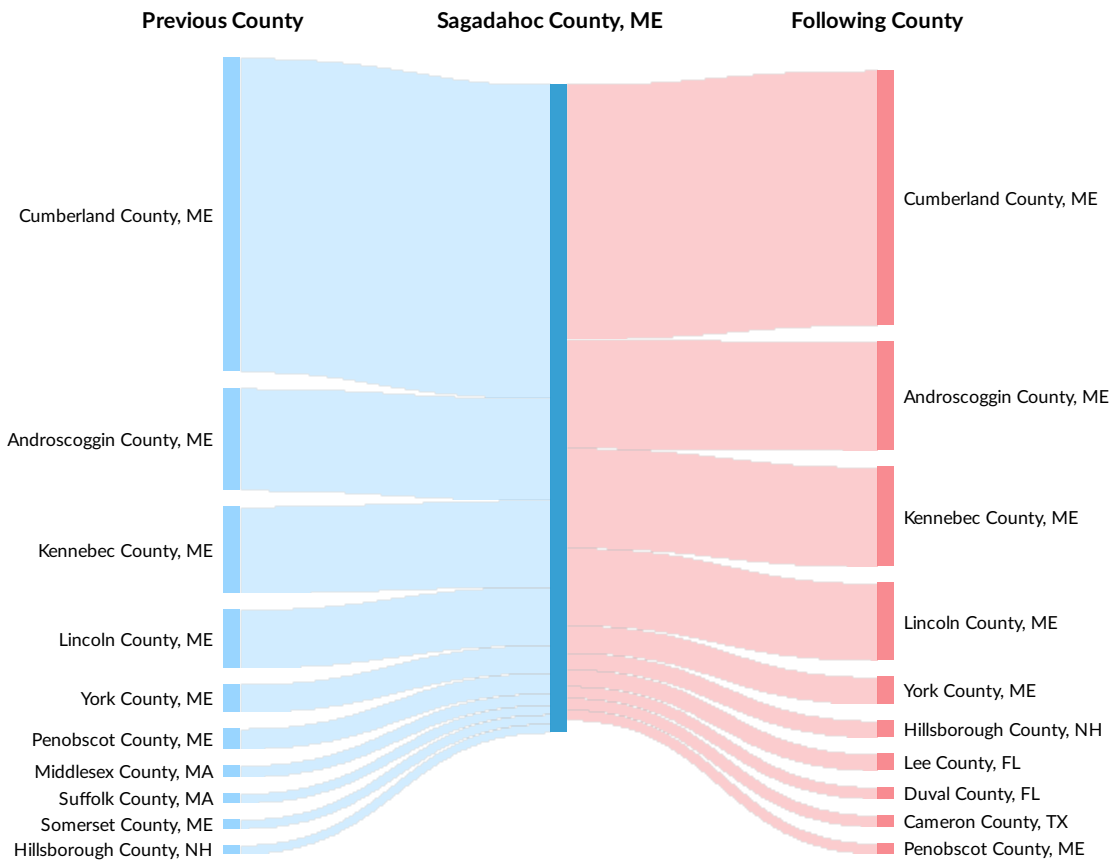
Where Talent Lives

County	Name	2020 Workers
23023	Sagadahoc County, ME	20,121

Inbound and Outbound Migration

The table below analyzes past and current residents of Sagadahoc County, ME. The left column shows residents of other counties migrating to Sagadahoc County, ME. The right column shows residents migrating from Sagadahoc County, ME to other counties.

As of 2019, **656** people have migrated from Cumberland County, ME to Sagadahoc County, ME. In the same year, **532** people left Sagadahoc County, ME migrating to Cumberland County, ME. The total Net Migration for Sagadahoc County, ME in 2018 was **131**.

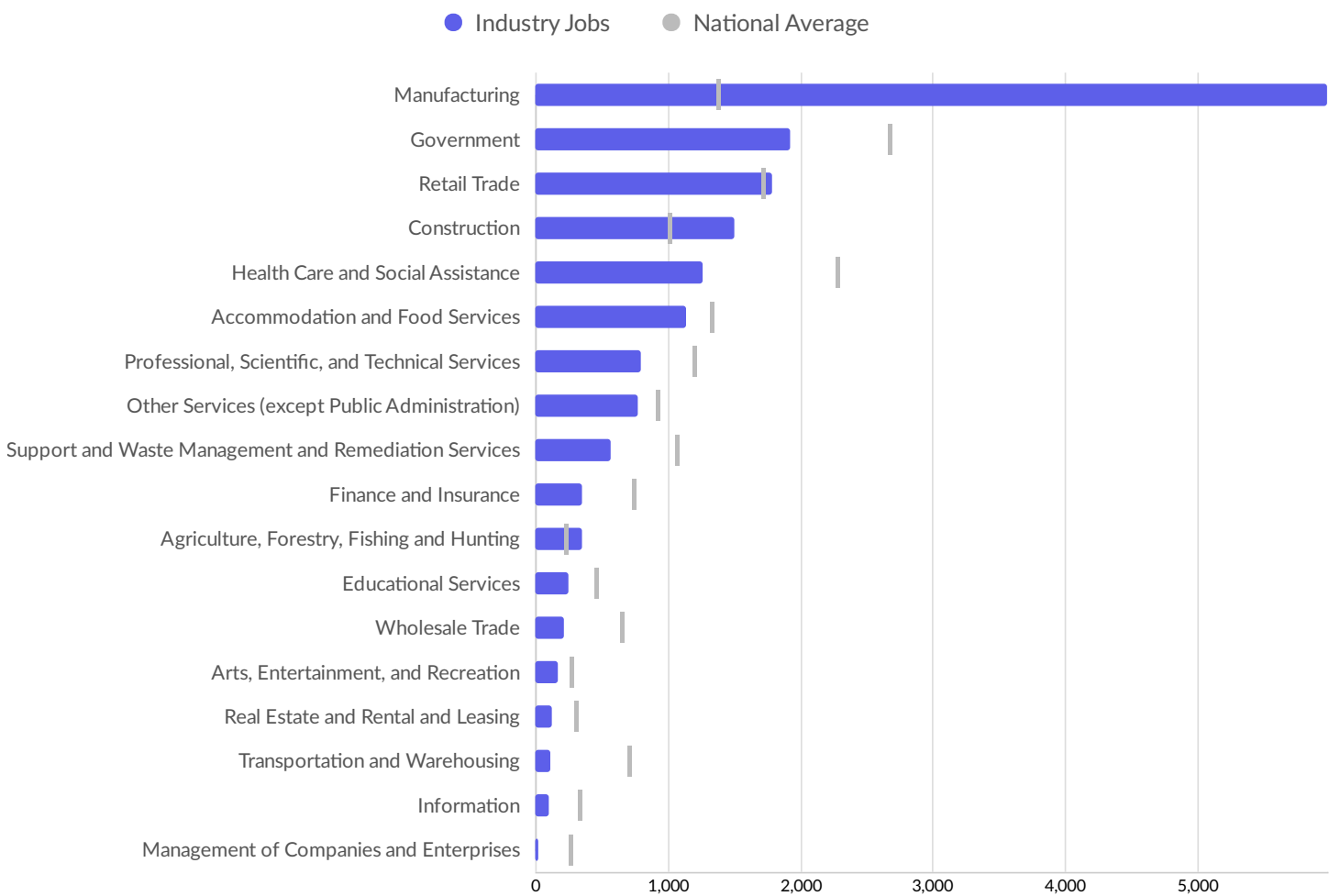


Top Previous Counties	Migrations
Cumberland County, ME	656
Androscoggin County, ME	213
Kennebec County, ME	180
Lincoln County, ME	122
York County, ME	58
Penobscot County, ME	43

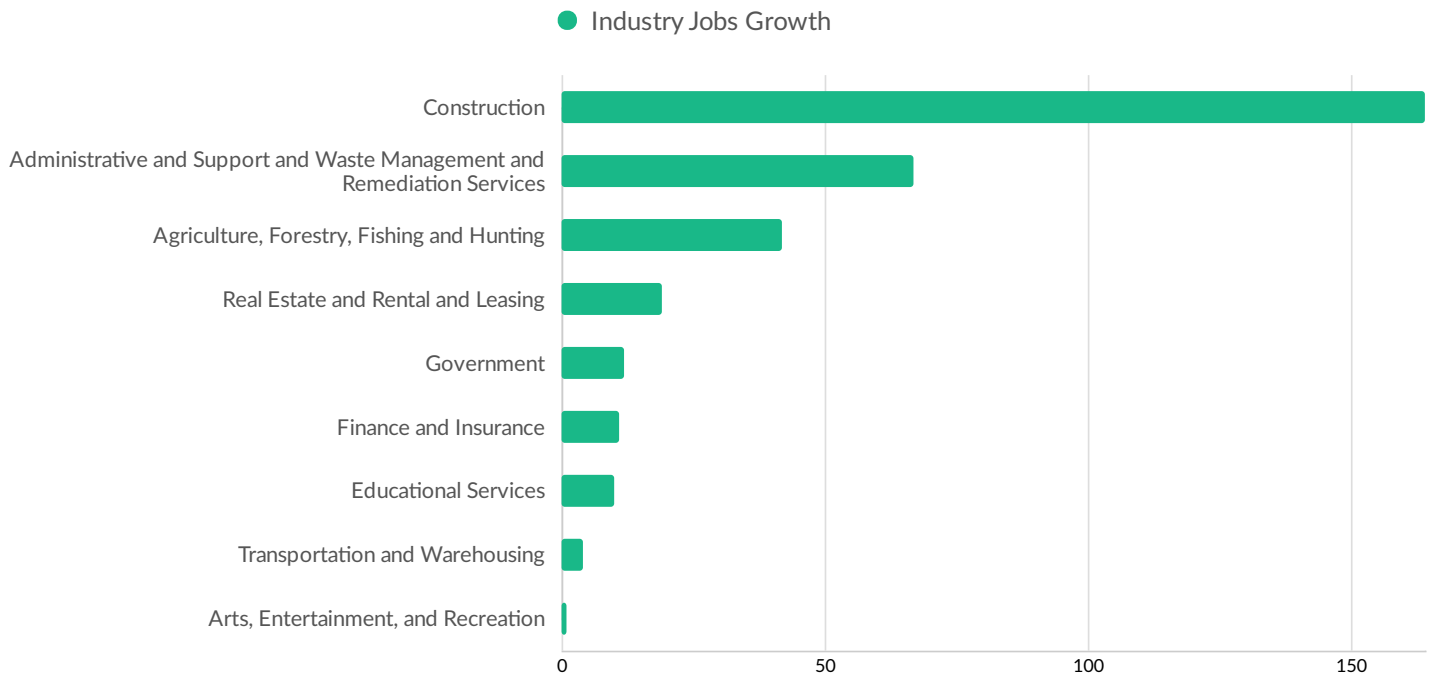
Top Previous Counties	Migrations
Middlesex County, MA	24
Suffolk County, MA	20
Somerset County, ME	19
Hillsborough County, NH	18
Hancock County, ME	18
Aroostook County, ME	18
Potter County, TX	14
Knox County, ME	14
Oxford County, ME	11
Top Following Counties	Migrations
Cumberland County, ME	532
Androscoggin County, ME	228
Kennebec County, ME	208
Lincoln County, ME	162
York County, ME	57
Hillsborough County, NH	35
Lee County, FL	35
Duval County, FL	24
Cameron County, TX	24
Penobscot County, ME	22
San Diego County, CA	22
Hancock County, ME	21
Cook County, IL	19
Rockingham County, NH	19
Norfolk City County, VA	17

Industry Characteristics

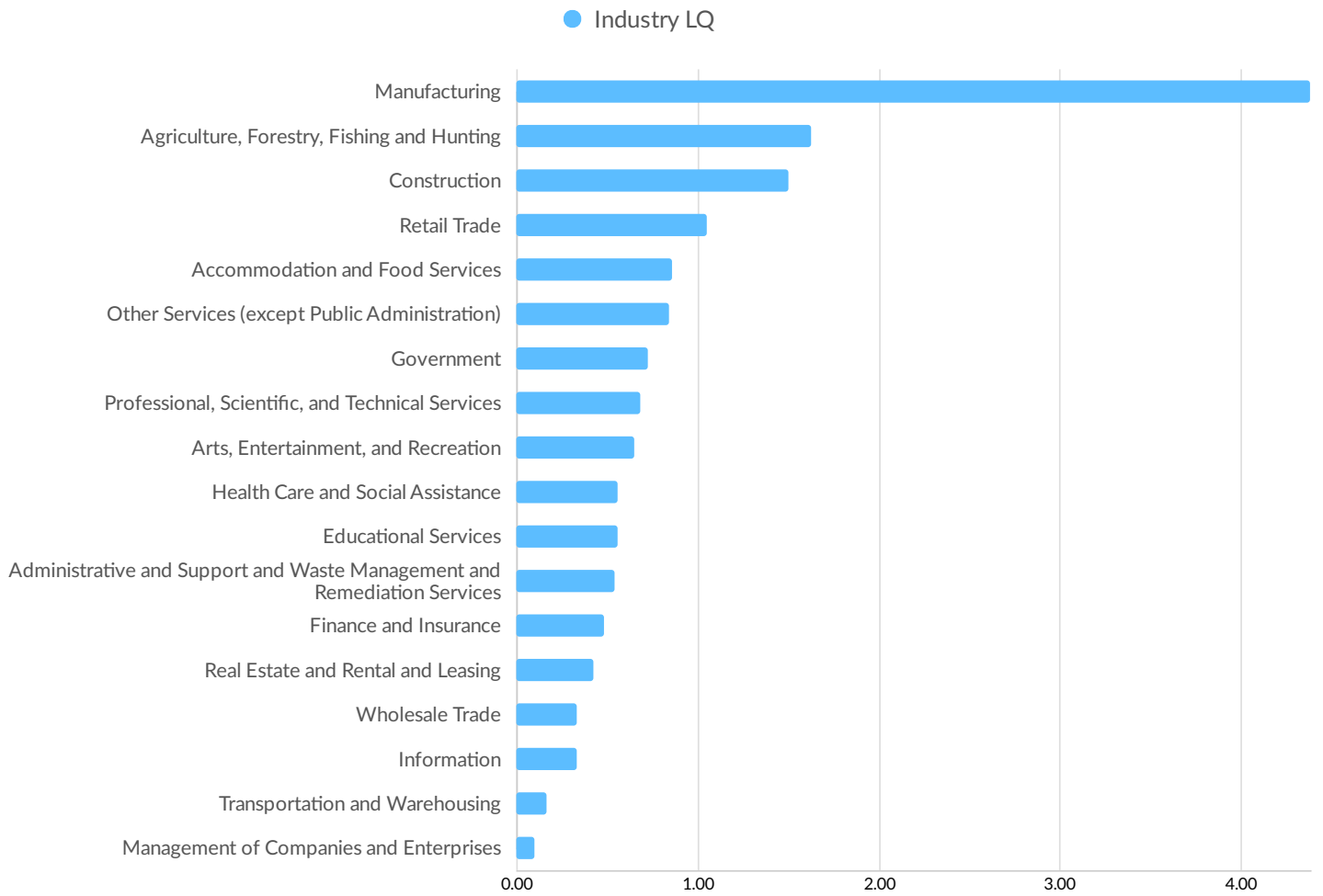
Largest Industries



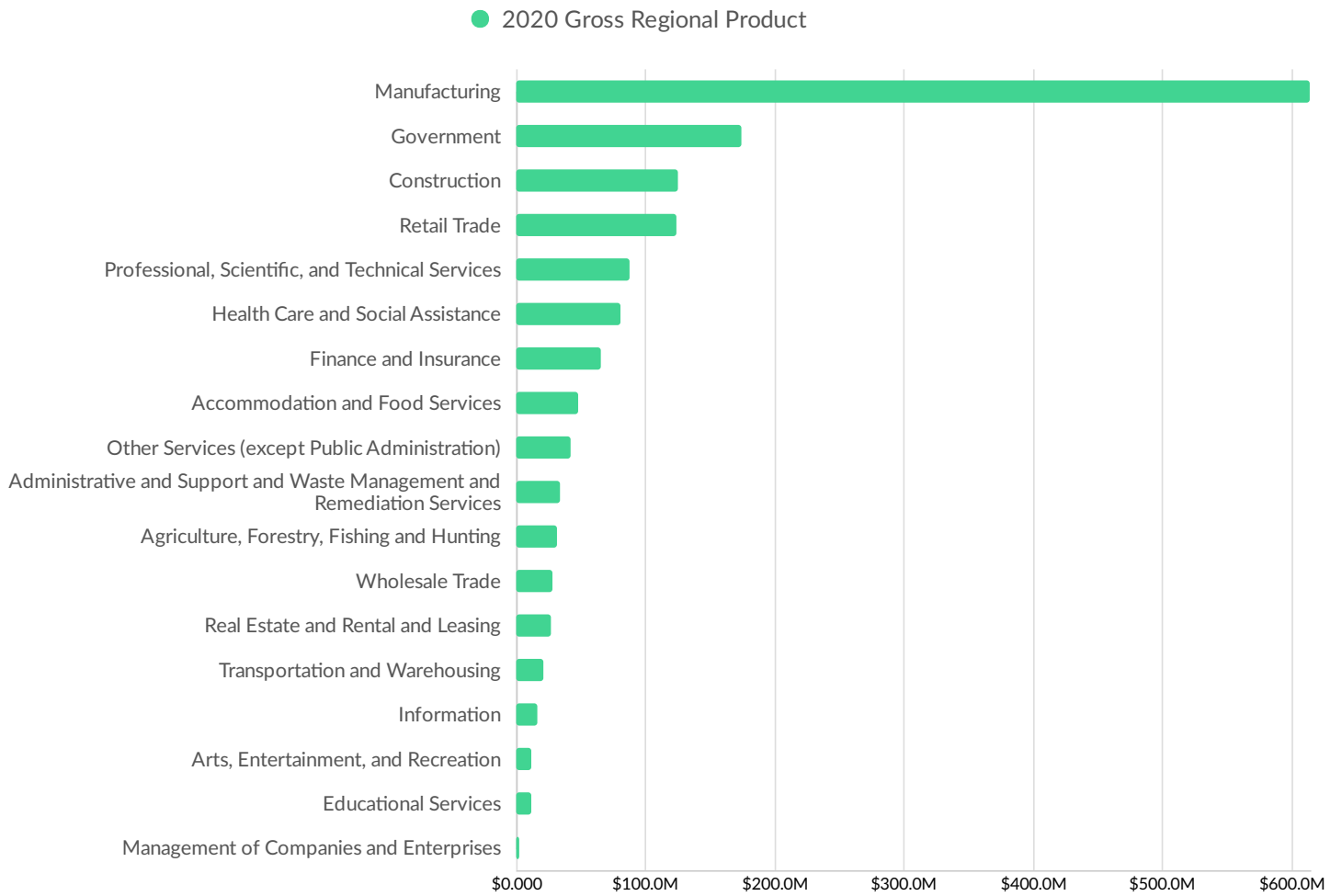
Top Growing Industries



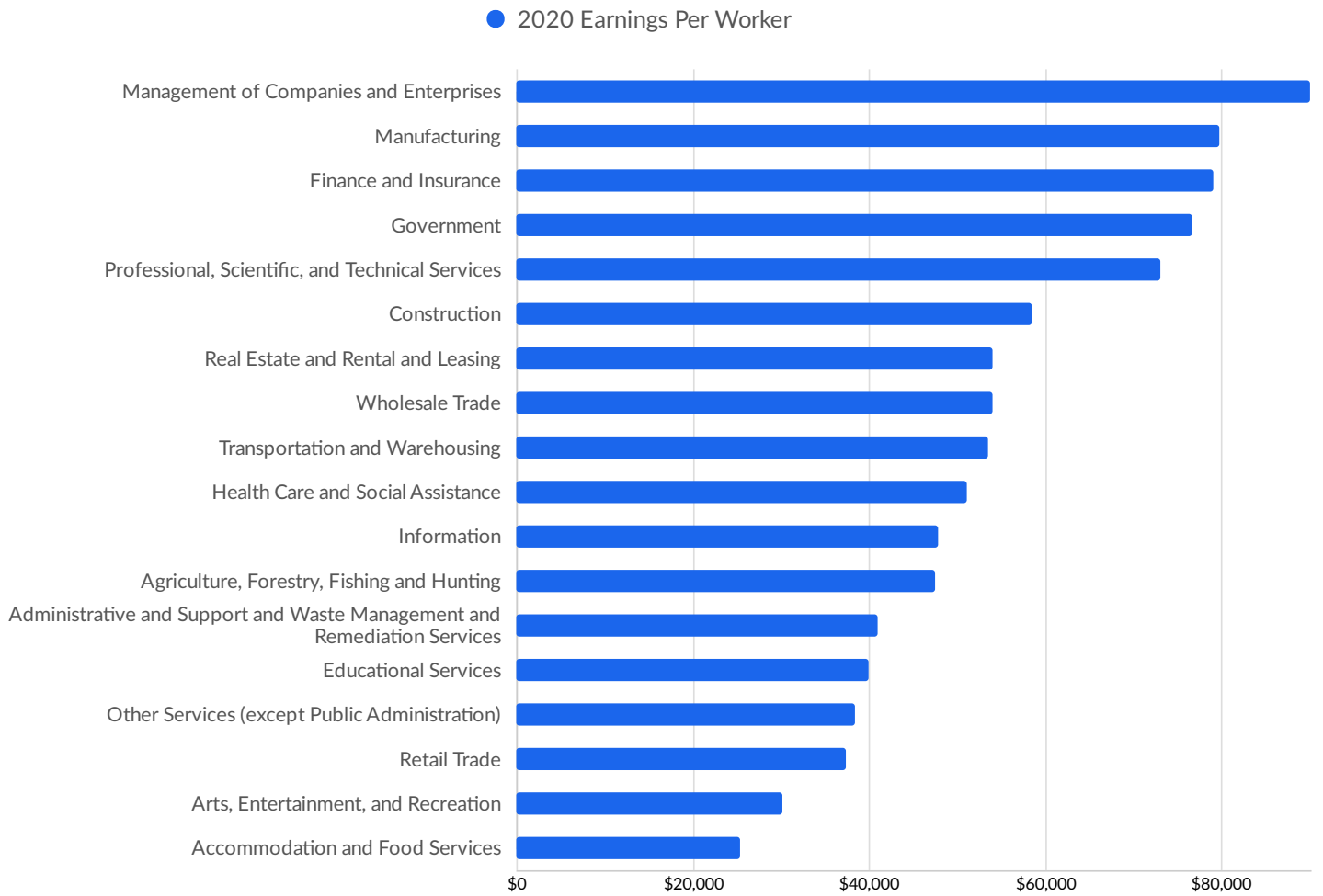
Top Industry LQ



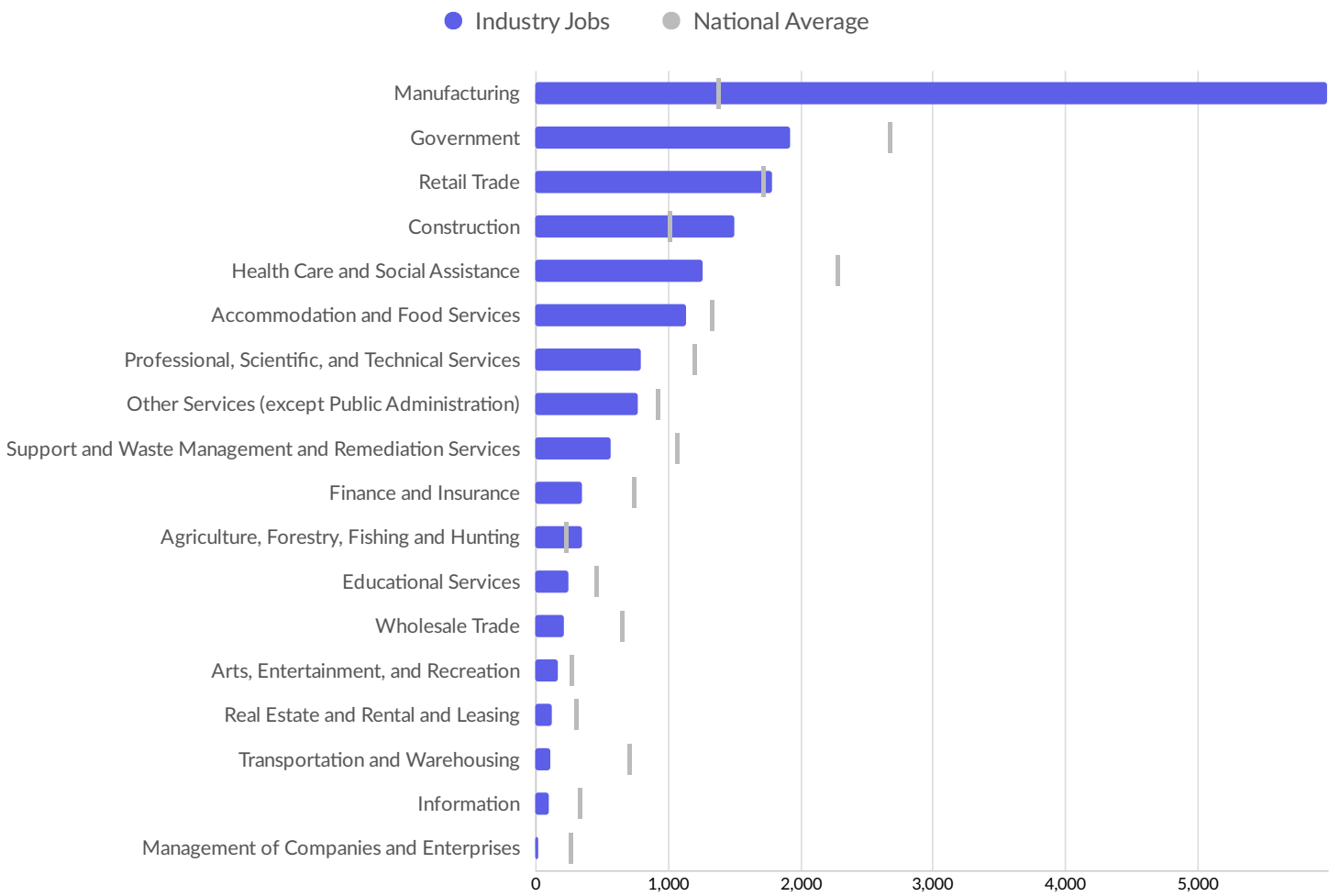
Top Industry GRP



Top Industry Earnings























Largest Industries



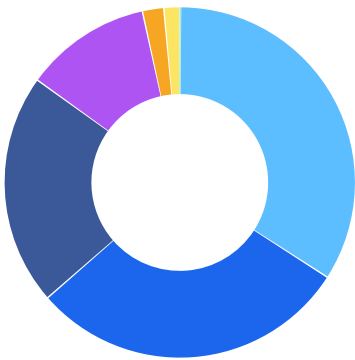
Business Characteristics

3,285 Companies Employ Your Workers

Online profiles for your workers mention 3,285 companies as employers, with the top 10 appearing below. In the last 12 months, 1,086 companies in Sagadahoc County, ME posted job postings, with the top 10 appearing below.

Top Companies	Profiles	Top Companies Posting	Unique Postings
General Dynamics Corporation	383 	Bath Iron Works Corporation	375 
State of Maine	177 	The Home Depot	155 
L. L. Bean, Inc.	126 	General Dynamics Corporation	144 
Mid Coast Health Services Inc	88 	Care.com, Inc.	113 
Bowdoin College	60 	C.R. England, Inc.	100 
United States Department of th...	46 	CareInHomes.com	80 
Wright-Pierce	35 	CVS Health Corporation	66 
Hyde School	34 	Alterra, Inc.	63 
Rsu 19	34 	U.S. Xpress, Inc.	62 
Maine Medical Center	33 	Panera Bread Company	61 

Business Size

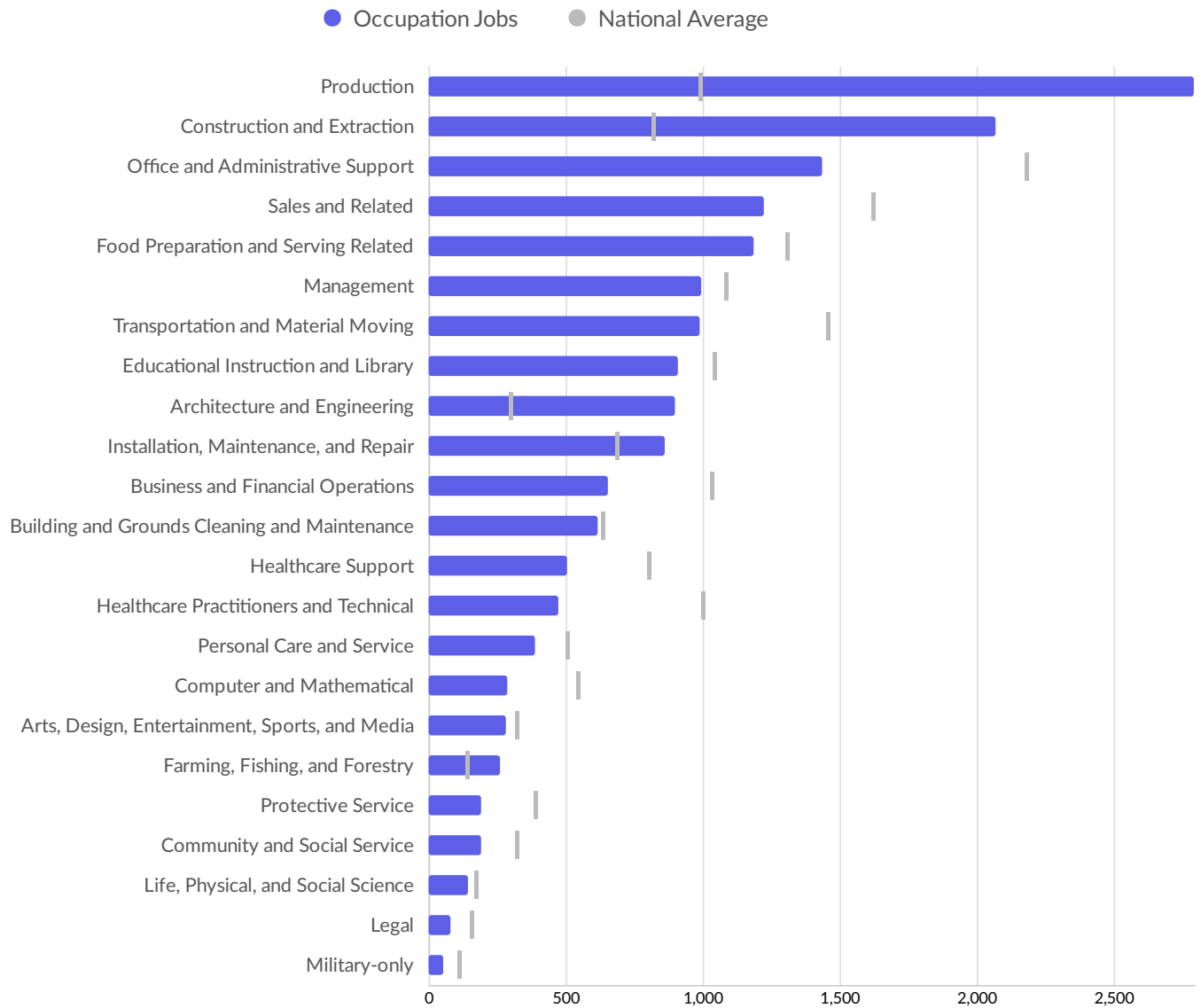


	Percentage	Business Count
1 to 4 employees	34.0%	467
5 to 9 employees	29.5%	405
10 to 19 employees	21.3%	293
20 to 49 employees	11.7%	160
50 to 99 employees	2.0%	27
100 to 249 employees	1.5%	20
250 to 499 employees	0.1%	1

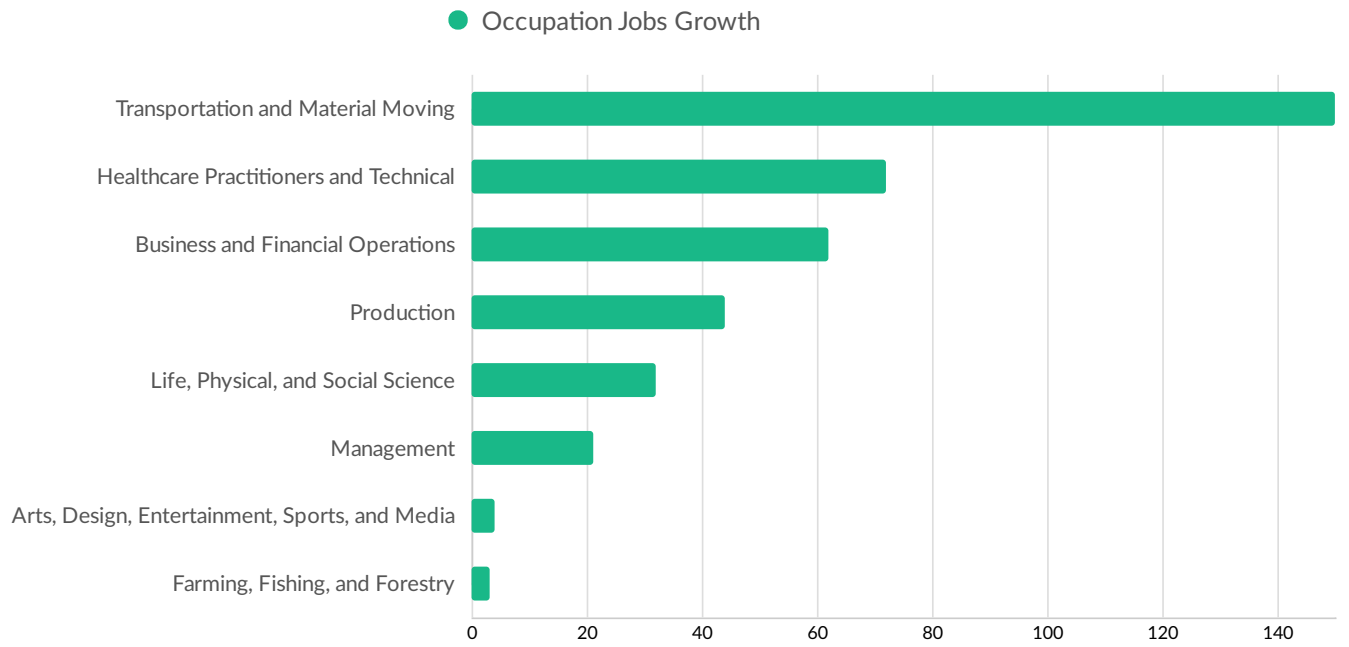
**Business Data by DatabaseUSA.com is third-party data provided by Emsi to its customers as a convenience, and Emsi does not endorse or warrant its accuracy or consistency with other published Emsi data. In most cases, the Business Count will not match total companies with profiles on the summary tab.*

Workforce Characteristics

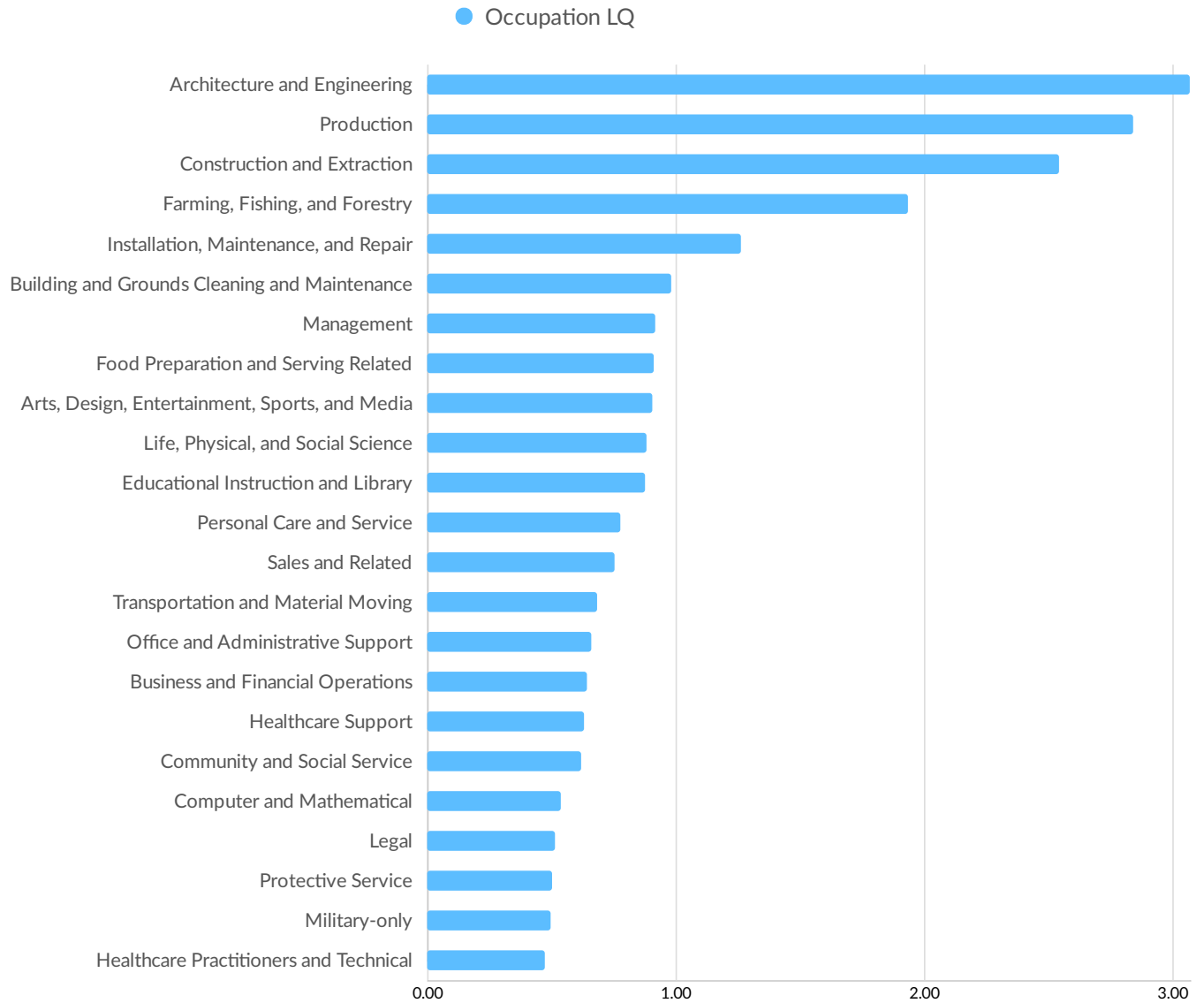
Largest Occupations



Top Growing Occupations



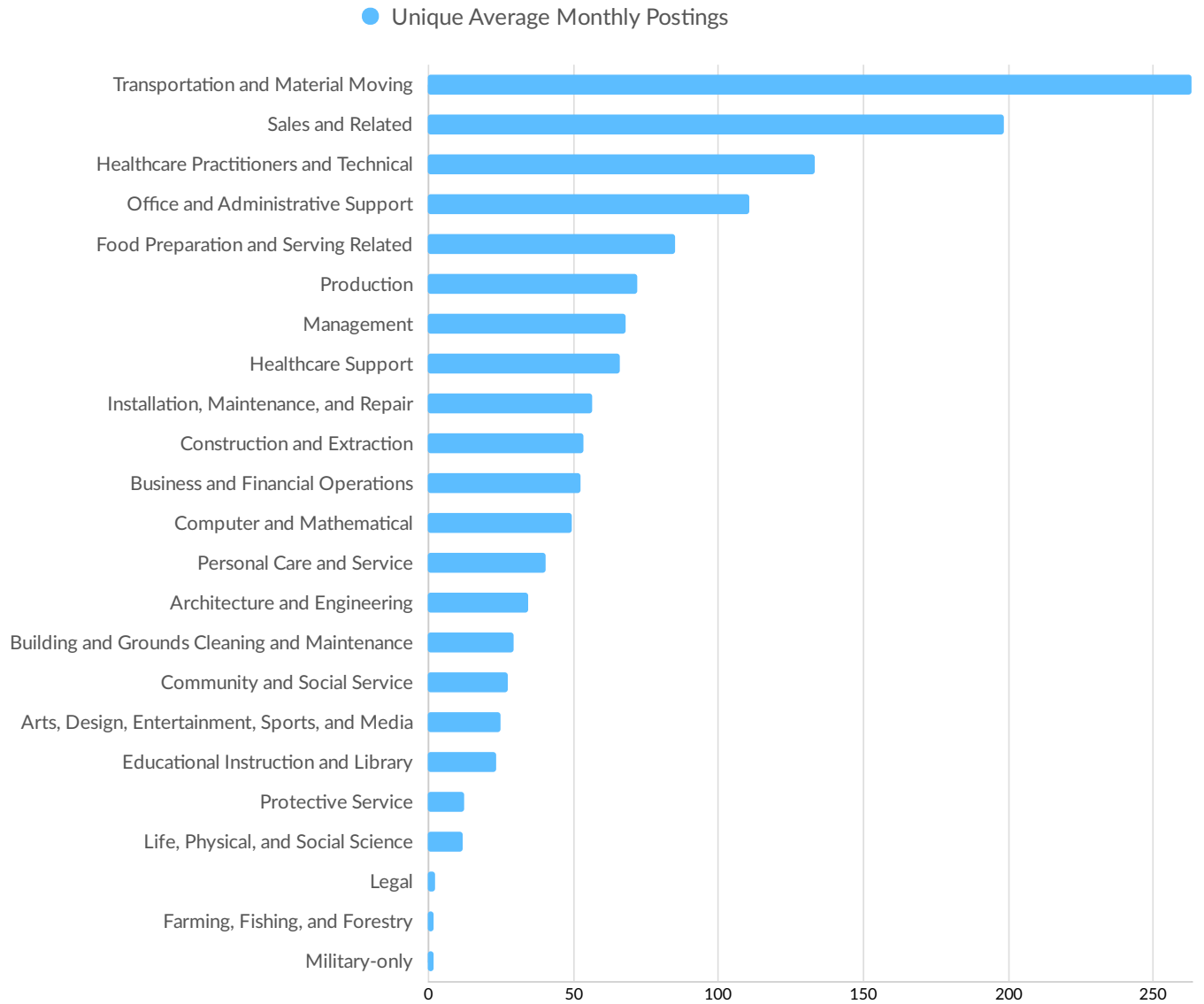
Top Occupation LQ



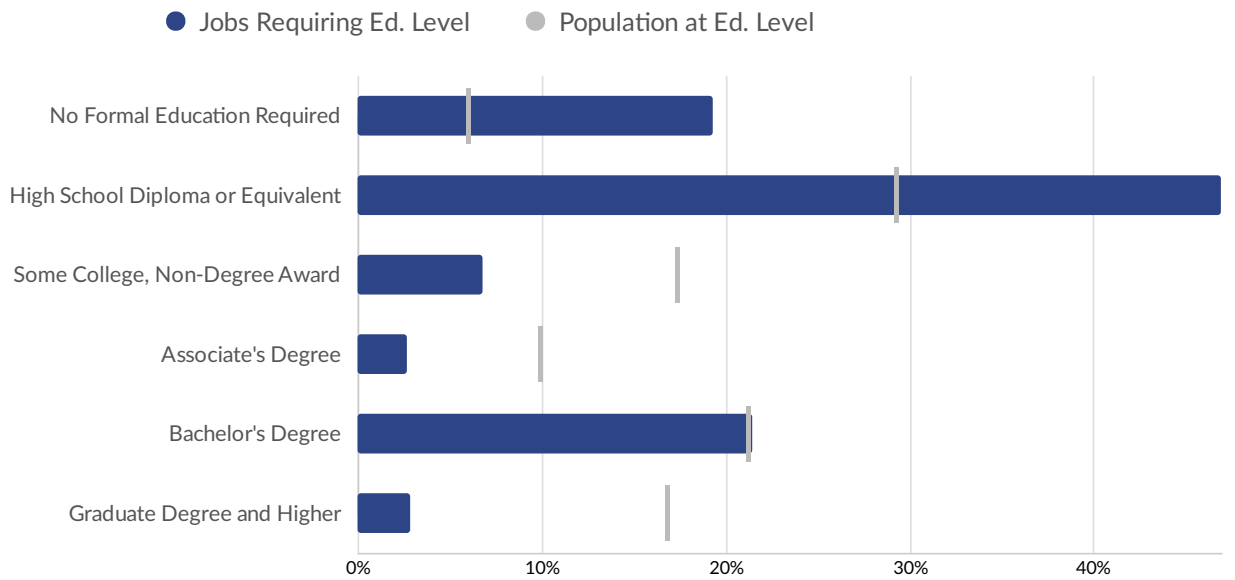
Top Occupation Earnings



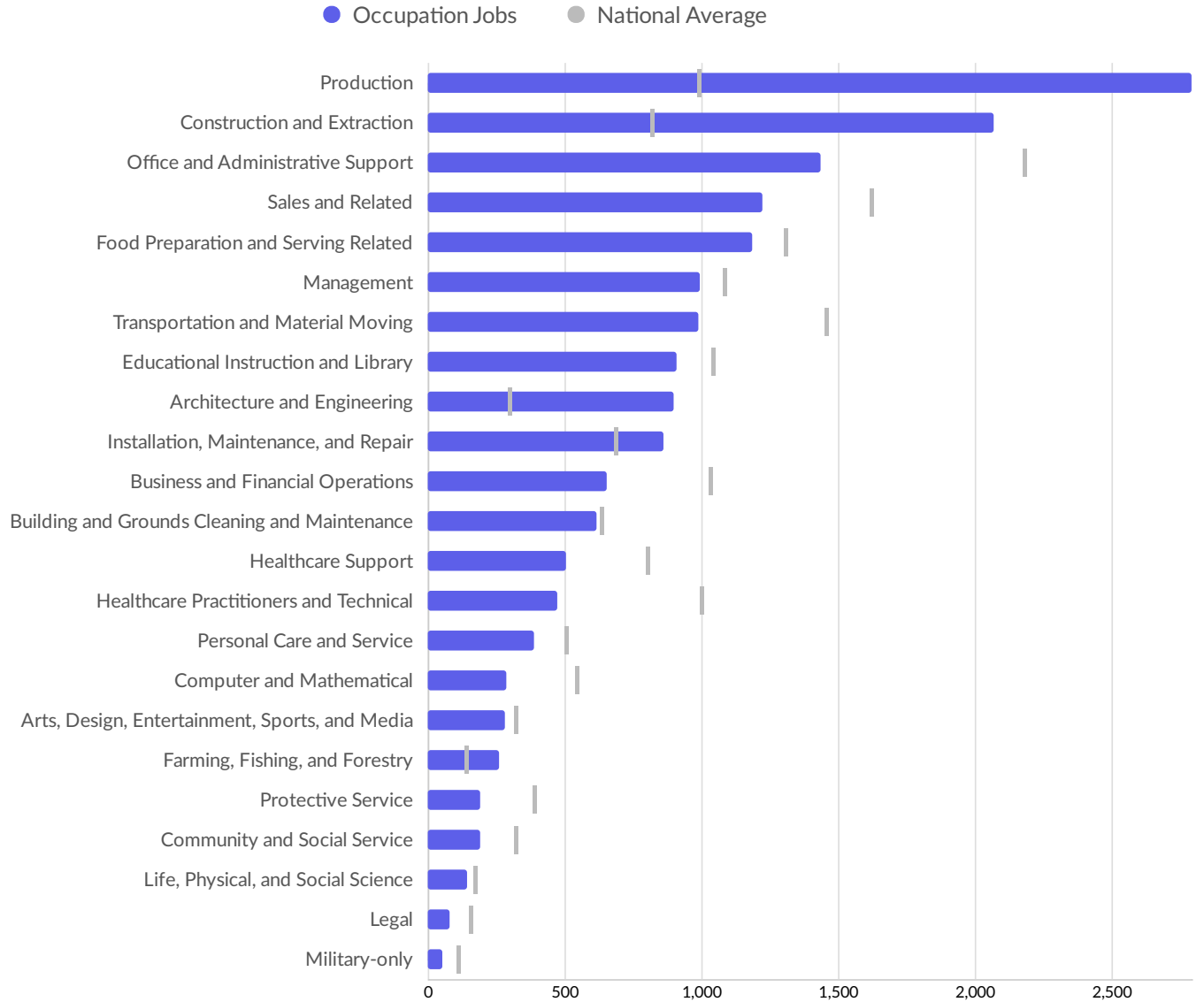
Top Posted Occupations



Underemployment



Largest Occupations



Educational Pipeline

Over the last 5 years, no schools in Sagadahoc County, ME produced graduates.

In-Demand Skills

