



Waldo County, ME

Coastal Counties Workforce, Inc.



14 Maine St
Suite 203A
Brunswick, Maine 04011

Contents

| | |
|--------------------------------------|----|
| Report Parameters | 1 |
| Economy Overview | 2 |
| Unemployment by Demographics | 4 |
| Historic & Projected Trends | 8 |
| Population Characteristics | 12 |
| Inbound and Outbound Migration | 14 |
| Industry Characteristics | 16 |
| Business Characteristics | 22 |
| Workforce Characteristics | 24 |
| Educational Pipeline | 31 |
| In-Demand Skills | 32 |

Report Parameters

1 County

23027 Waldo County, ME

Class of Worker

QCEW Employees, Non-QCEW Employees, and Self-Employed

The information in this report pertains to the chosen geographical area.

Economy Overview

39,978

Population (2020)

Population grew by 858 over the last 5 years and is projected to grow by 888 over the next 5 years.

13,948

Total Regional Employment

Jobs decreased by 277 over the last 5 years but are projected to grow by 483 over the next 5 years.

\$51.9K

Median Household Income (2019)

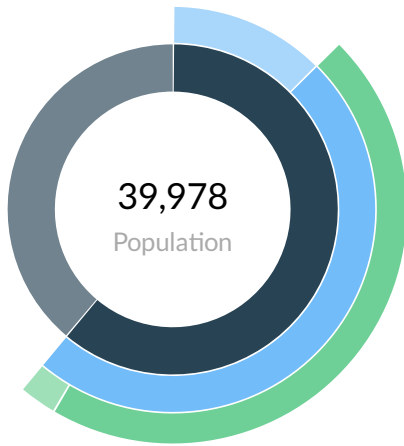
Median household income is \$10.9K below the national median household income of \$62.8K.

Takeaways

- As of 2020 the region's population increased by 2.2% since 2015, growing by 858. Population is expected to increase by 2.2% between 2020 and 2025, adding 888.
- From 2015 to 2020, jobs declined by 1.9% in Waldo County, ME from 14,224 to 13,948. This change fell short of the national growth rate of 1.3% by 3.2%. As the number of jobs declined, the labor force participation rate decreased from 62.3% to 57.1% between 2015 and 2020.
- Concerning educational attainment, 20.5% of Waldo County, ME residents possess a Bachelor's Degree (0.5% above the national average), and 8.5% hold an Associate's Degree (0.1% below the national average).
- The top three industries in 2020 are Education and Hospitals (Local Government), Management of Companies and Enterprises, and General Medical and Surgical Hospitals.

| | Population (2020) | Labor Force (2020) | Jobs (2020) | Cost of Living | GRP | Imports | Exports |
|-----------------------|-------------------|--------------------|-------------|----------------|----------|----------|----------|
| Region | 39,978 | 19,425 | 13,948 | 115.6 | \$1.46B | \$2.13B | \$1.38B |
| Cumberland County, ME | 296,875 | 157,397 | 201,978 | 123.4 | \$23.49B | \$18.58B | \$20.07B |
| York County, ME | 209,525 | 108,722 | 82,929 | 119.1 | \$8.96B | \$17.31B | \$20.30B |
| Sagadahoc County, ME | 36,221 | 18,825 | 17,479 | 123.2 | \$1.71B | \$3.08B | \$2.89B |
| Knox County, ME | 39,852 | 18,644 | 20,410 | 120.5 | \$1.92B | \$2.48B | \$2.25B |
| Lincoln County, ME | 34,997 | 15,672 | 13,635 | 119.8 | \$1.20B | \$1.89B | \$1.07B |

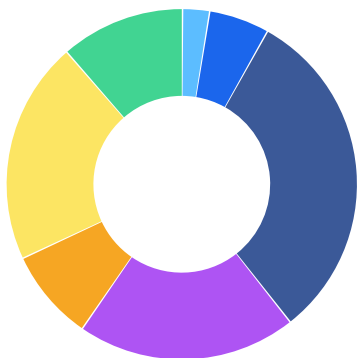
2020 Labor Force Breakdown



| | Population |
|--------------------------------|------------|
| ● Total Working Age Population | 24,403 |
| ● Not in Labor Force (15+) | 4,978 |
| ● Labor Force | 19,425 |
| ● Employed | 18,369 |
| ● Unemployed | 1,056 |
| ● Under 15 | 15,576 |

Educational Attainment

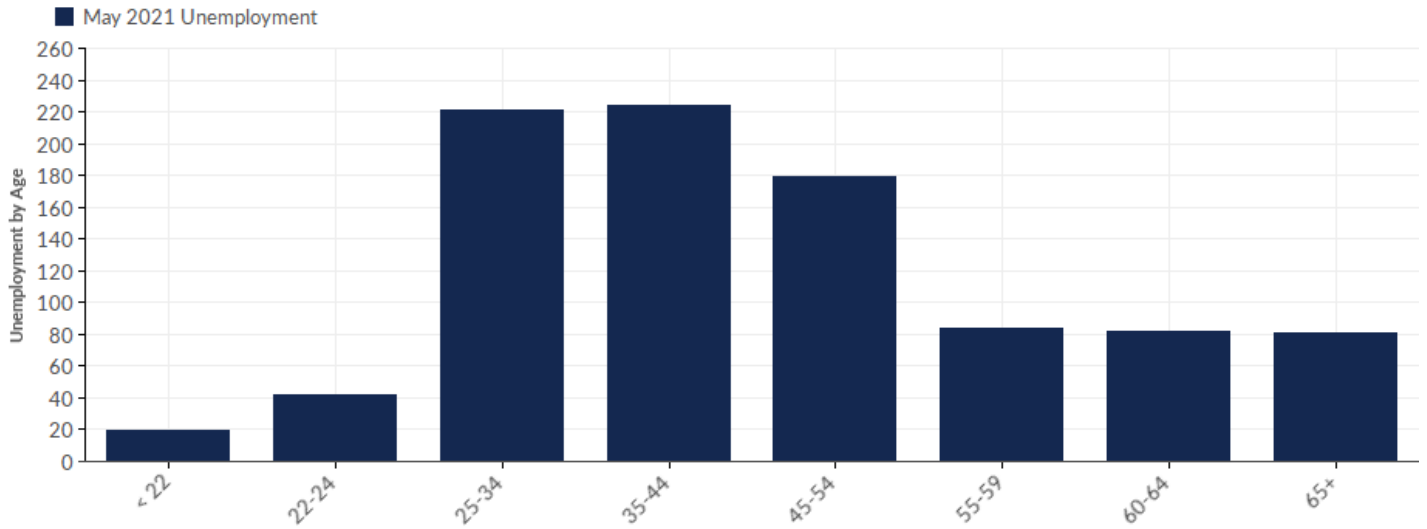
Concerning educational attainment, **20.5% of Waldo County, ME residents possess a Bachelor's Degree** (0.5% above the national average), and **8.5% hold an Associate's Degree** (0.1% below the national average).



| | % of Population | Population |
|------------------------------|-----------------|------------|
| ● Less Than 9th Grade | 2.5% | 747 |
| ● 9th Grade to 12th Grade | 5.6% | 1,674 |
| ● High School Diploma | 31.3% | 9,381 |
| ● Some College | 20.2% | 6,069 |
| ● Associate's Degree | 8.5% | 2,538 |
| ● Bachelor's Degree | 20.5% | 6,167 |
| ● Graduate Degree and Higher | 11.5% | 3,442 |

Unemployment by Demographics

Unemployment by Age



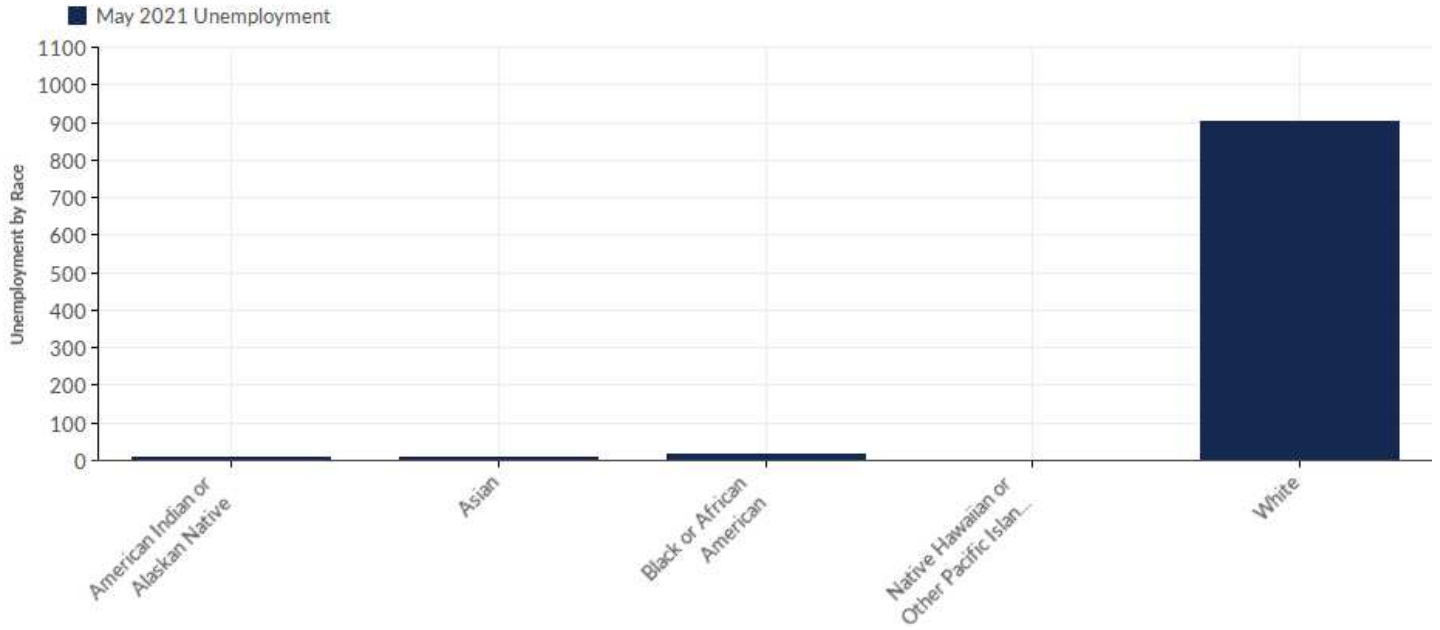
| Age | Unemployment (May 2021) | % of Age Cohort |
|-------|-------------------------|-----------------|
| < 22 | 20 | 2.15% |
| 22-24 | 42 | 4.51% |
| 25-34 | 221 | 23.71% |
| 35-44 | 224 | 24.03% |
| 45-54 | 179 | 19.21% |
| 55-59 | 84 | 9.01% |
| 60-64 | 82 | 8.80% |
| 65+ | 81 | 8.69% |
| Total | 932 | 100.00% |

Unemployment by Gender



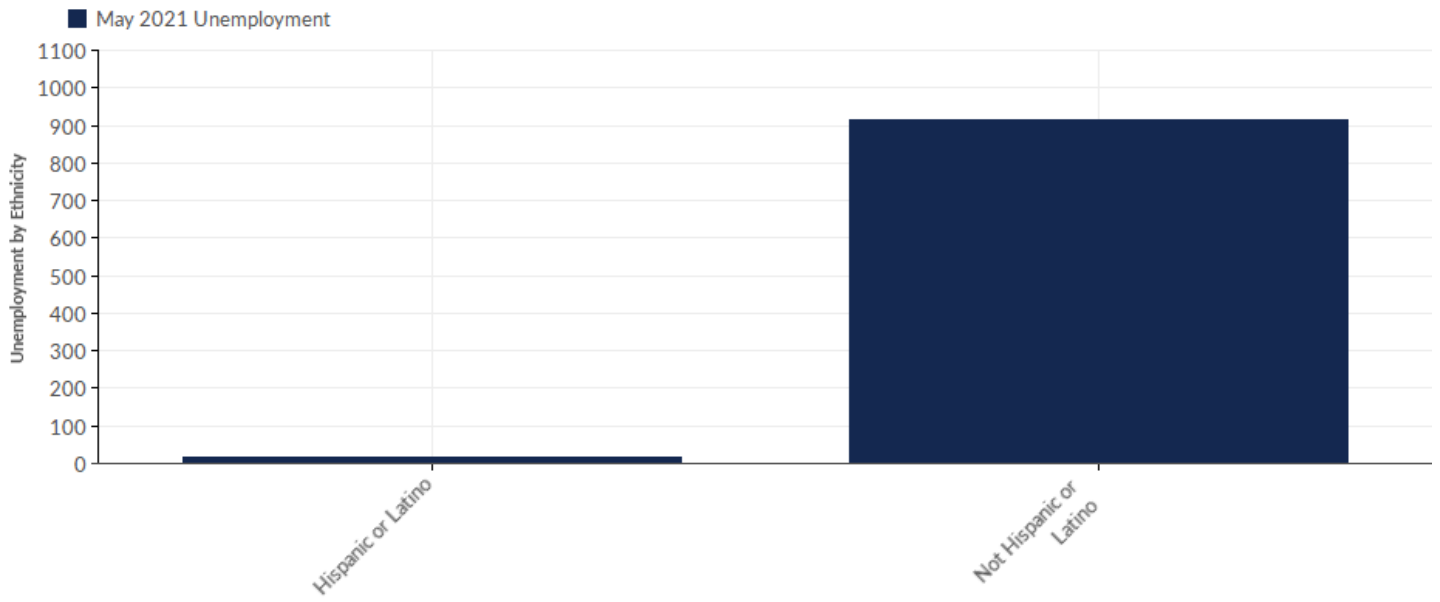
| Gender | Unemployment (May 2021) | % of Age Cohort |
|---------|-------------------------|-----------------|
| Females | 466 | 50.00% |
| Males | 466 | 50.00% |
| Total | 932 | 100.00% |

Unemployment by Race



| Race | Unemployment (May 2021) | % of Age Cohort |
|---|-------------------------|-----------------|
| American Indian or Alaskan Native | 7 | 0.75% |
| Asian | 6 | 0.64% |
| Black or African American | 15 | 1.61% |
| Native Hawaiian or Other Pacific Islander | 0 | 0.00% |
| White | 904 | 97.00% |
| Total | 932 | 100.00% |

Unemployment by Ethnicity

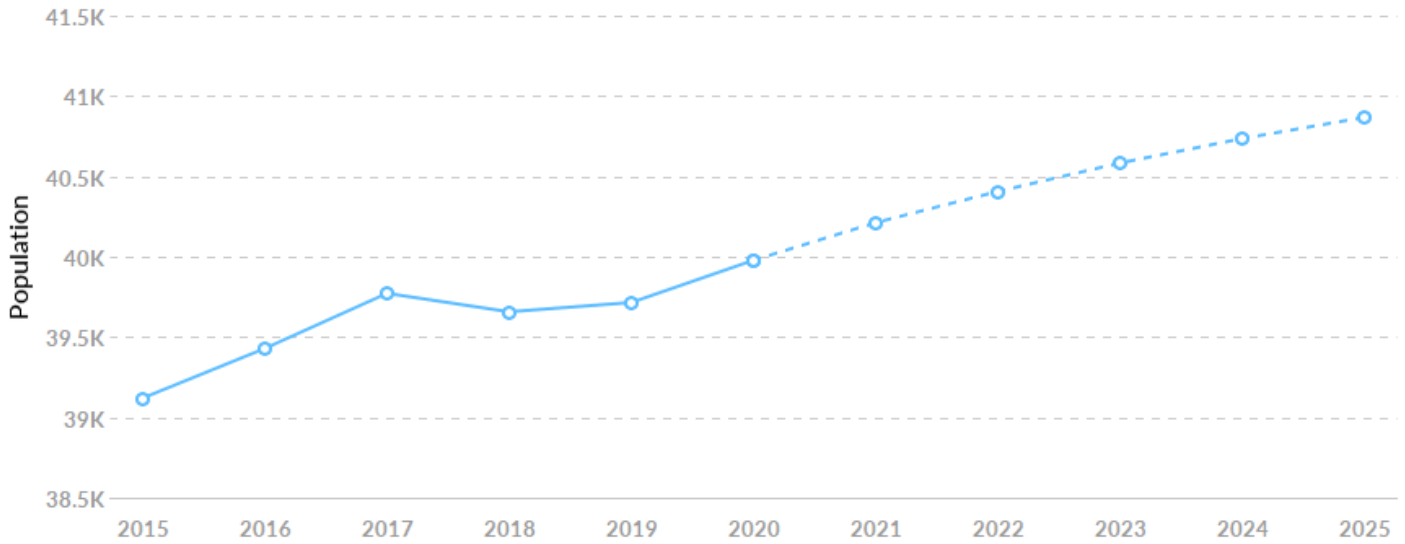


| Ethnicity | Unemployment (May 2021) | % of Age Cohort |
|------------------------|-------------------------|-----------------|
| Hispanic or Latino | 17 | 1.82% |
| Not Hispanic or Latino | 915 | 98.18% |
| Total | 932 | 100.00% |

Historic & Projected Trends

Population Trends

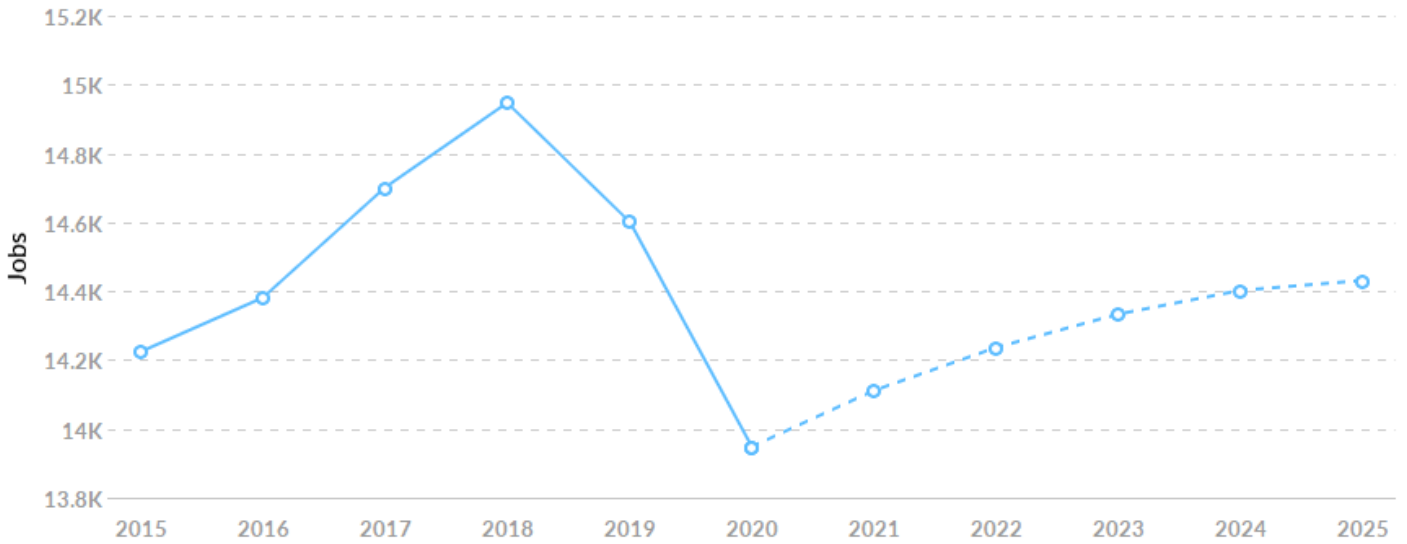
As of 2020 the region's population **increased by 2.2%** since 2015, growing by 858. Population is expected to **increase by 2.2%** between 2020 and 2025, adding 888.



| Timeframe | Population |
|-----------|------------|
| 2015 | 39,120 |
| 2016 | 39,429 |
| 2017 | 39,772 |
| 2018 | 39,657 |
| 2019 | 39,715 |
| 2020 | 39,978 |
| 2021 | 40,212 |
| 2022 | 40,406 |
| 2023 | 40,583 |
| 2024 | 40,735 |
| 2025 | 40,867 |

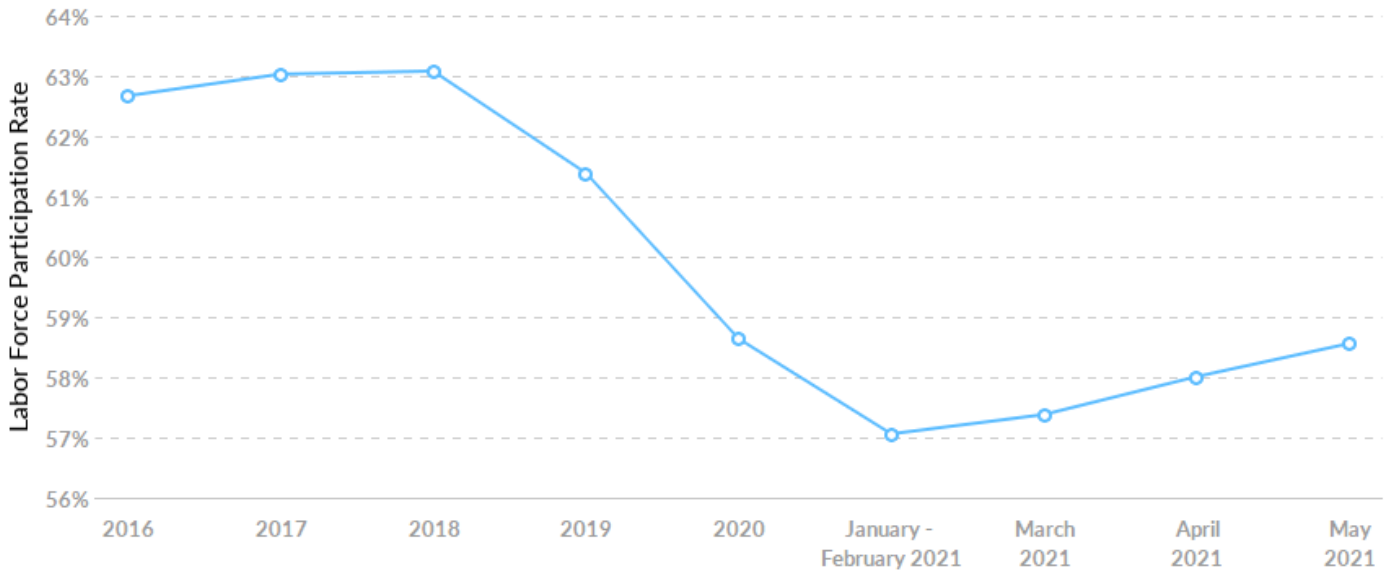
Job Trends

From 2015 to 2020, jobs declined by 1.9% in Waldo County, ME from 14,224 to 13,948. This change fell short of the national growth rate of 1.3% by 3.2%.



| Timeframe | Jobs |
|-----------|--------|
| 2015 | 14,224 |
| 2016 | 14,381 |
| 2017 | 14,701 |
| 2018 | 14,947 |
| 2019 | 14,602 |
| 2020 | 13,948 |
| 2021 | 14,111 |
| 2022 | 14,236 |
| 2023 | 14,333 |
| 2024 | 14,402 |
| 2025 | 14,431 |

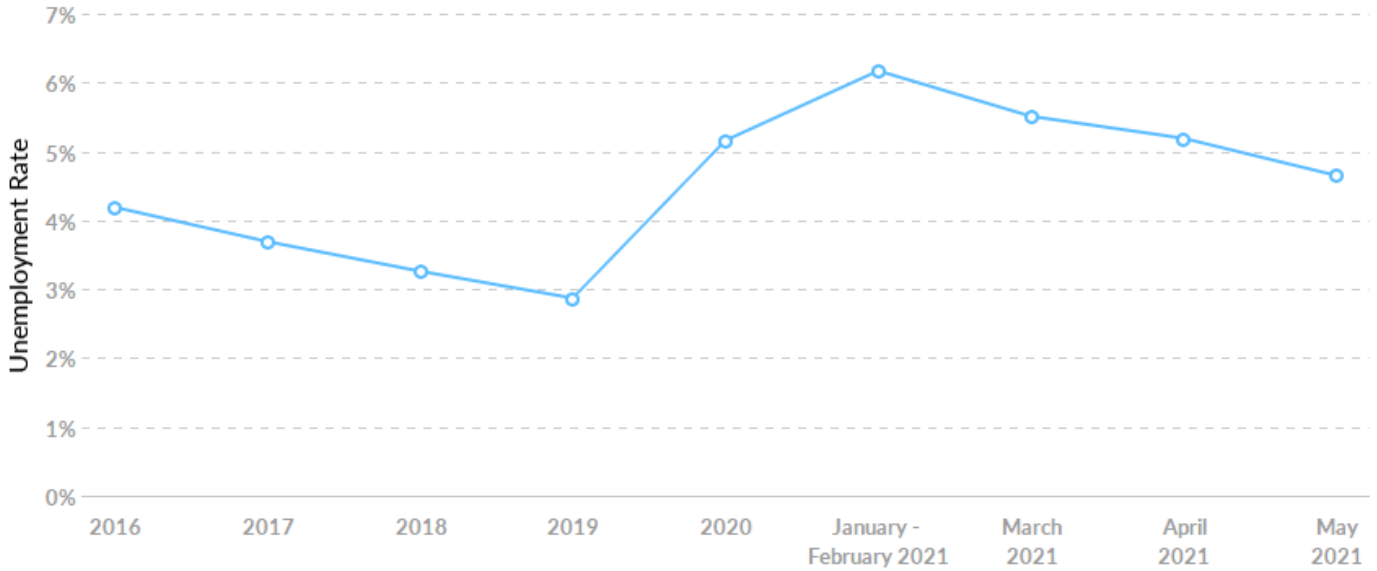
Labor Force Participation Rate Trends



| Timeframe | Labor Force Participation Rate |
|-------------------------|--------------------------------|
| 2016 | 62.67% |
| 2017 | 63.03% |
| 2018 | 63.08% |
| 2019 | 61.39% |
| 2020 | 58.64% |
| January - February 2021 | 57.06% |
| March 2021 | 57.38% |
| April 2021 | 58.01% |
| May 2021 | 58.56% |

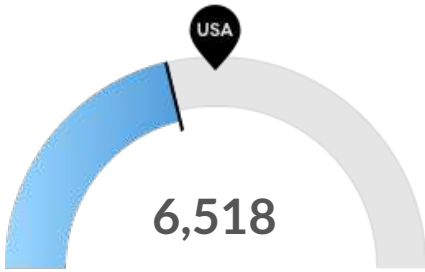
Unemployment Rate Trends

Waldo County, ME had a May 2021 unemployment rate of 4.65%, **increasing from 4.19%** 5 years before.



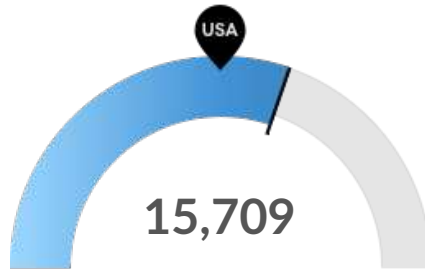
| Timeframe | Unemployment Rate |
|-------------------------|-------------------|
| 2016 | 4.19% |
| 2017 | 3.69% |
| 2018 | 3.26% |
| 2019 | 2.87% |
| 2020 | 5.16% |
| January - February 2021 | 6.17% |
| March 2021 | 5.51% |
| April 2021 | 5.19% |
| May 2021 | 4.65% |

Population Characteristics



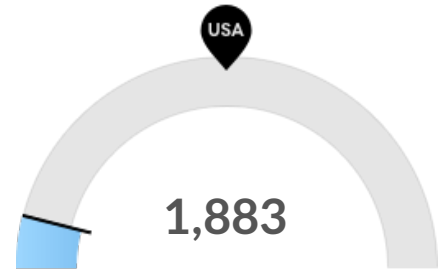
Millennials

Waldo County, ME has 6,518 millennials (ages 25-39). The national average for an area this size is 8,189.



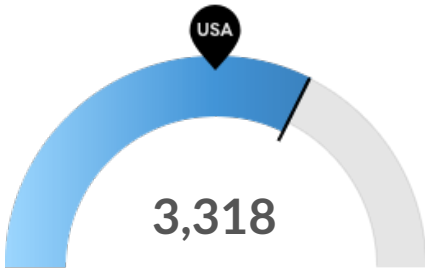
Retiring Soon

Retirement risk is high in Waldo County, ME. The national average for an area this size is 11,677 people 55 or older, while there are 15,709 here.



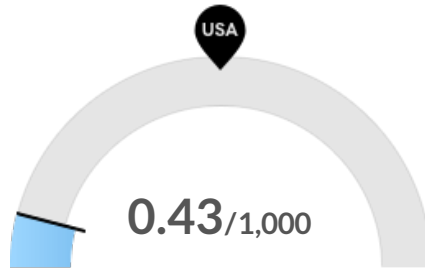
Racial Diversity

Racial diversity is low in Waldo County, ME. The national average for an area this size is 15,842 racially diverse people, while there are 1,883 here.



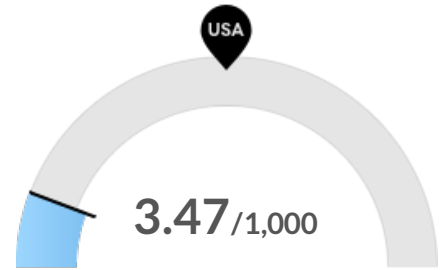
Veterans

Waldo County, ME has 3,318 veterans. The national average for an area this size is 2,206.



Violent Crime

Waldo County, ME has 0.43 violent crimes per 1,000 people. The national rate is 3.53 per 1,000 people.



Property Crime

Waldo County, ME has 3.47 property crimes per 1,000 people. The national rate is 19.79 per 1,000 people.

Place of Work vs Place of Residence

Understanding where talent in Waldo County, ME currently works compared to where talent lives can help you optimize site decisions.



Where Talent Works

| County | Name | 2020 Employment |
|--------|------------------|-----------------|
| 23027 | Waldo County, ME | 13,948 |

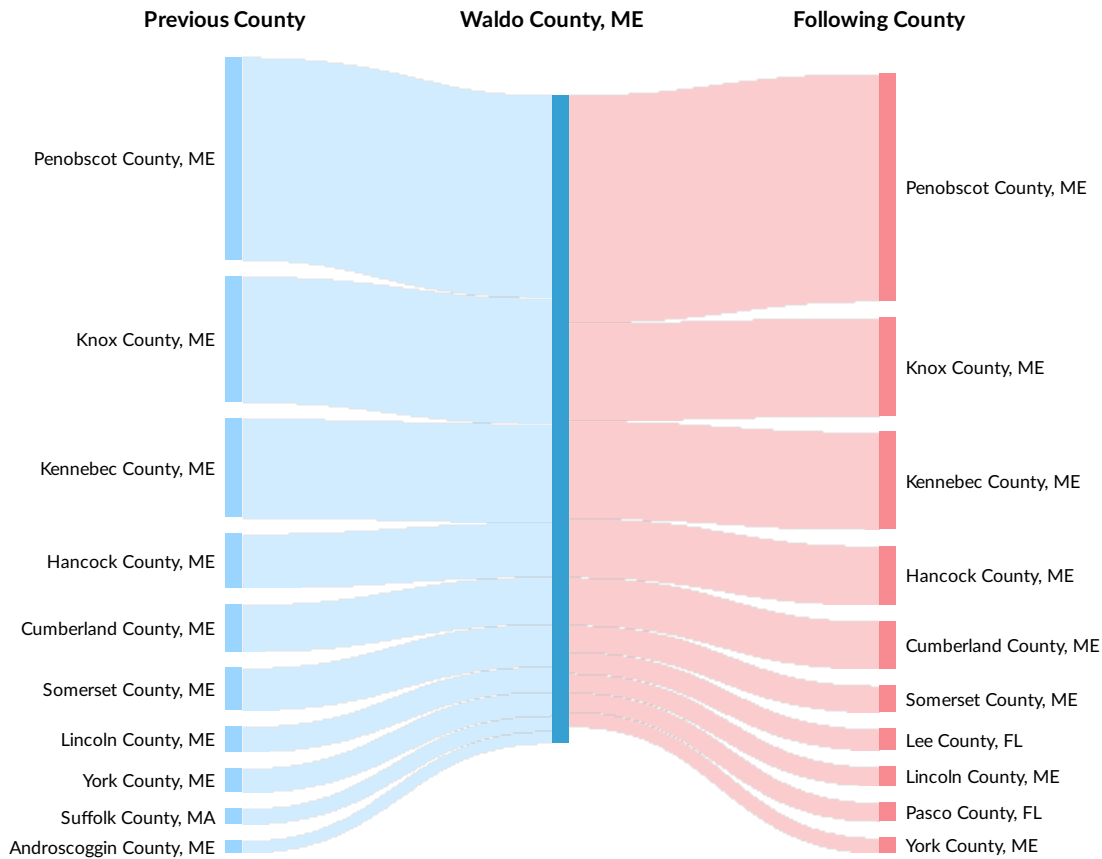
Where Talent Lives

| County | Name | 2020 Workers |
|--------|------------------|--------------|
| 23027 | Waldo County, ME | 17,653 |

Inbound and Outbound Migration

The table below analyzes past and current residents of Waldo County, ME. The left column shows residents of other counties migrating to Waldo County, ME. The right column shows residents migrating from Waldo County, ME to other counties.

As of 2019, 308 people have migrated from Penobscot County, ME to Waldo County, ME. In the same year, 346 people left Waldo County, ME migrating to Penobscot County, ME. The total Net Migration for Waldo County, ME in 2018 was 247.

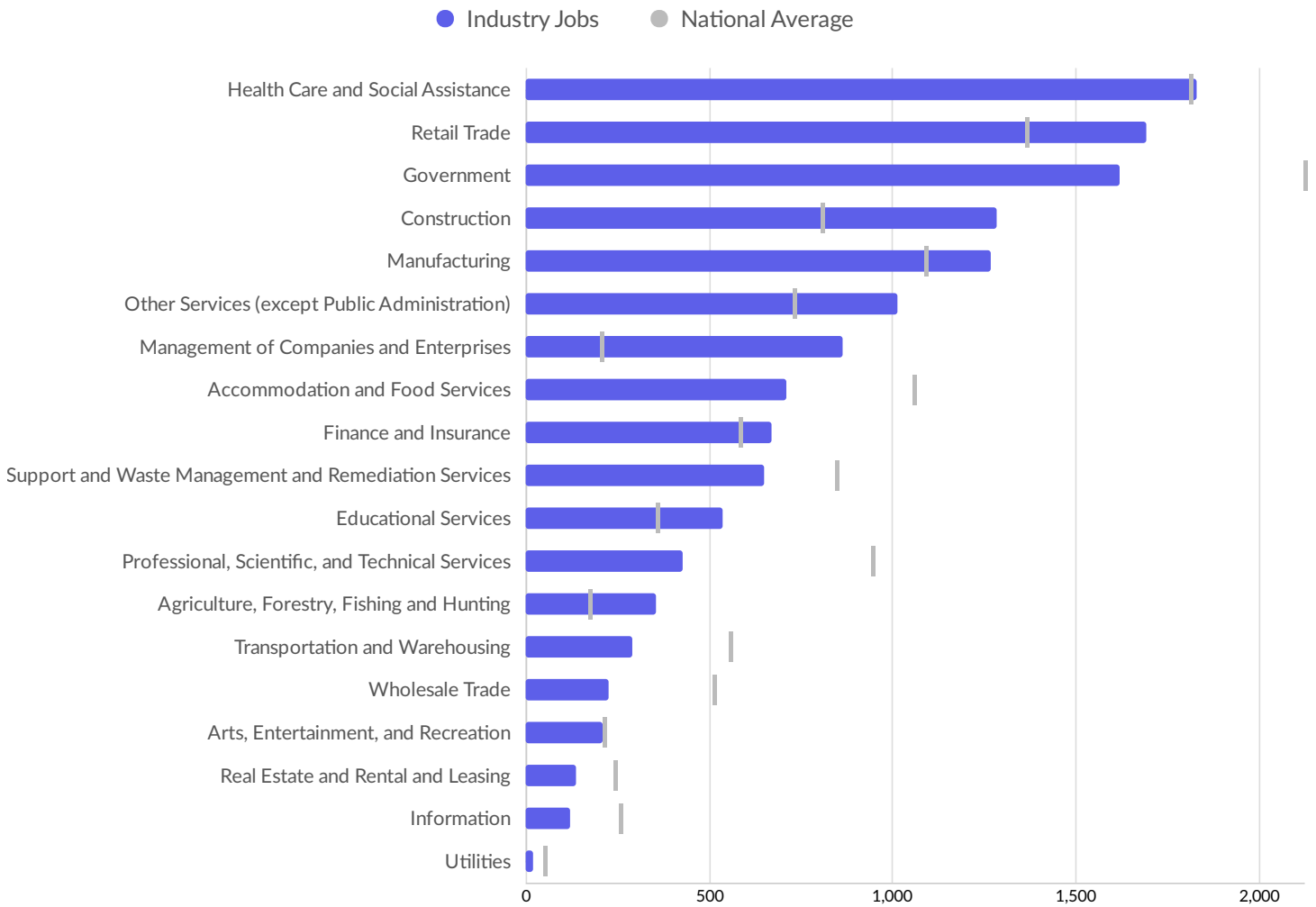


| Top Previous Counties | Migrations |
|-----------------------|------------|
| Penobscot County, ME | 308 |
| Knox County, ME | 191 |
| Kennebec County, ME | 150 |
| Hancock County, ME | 82 |
| Cumberland County, ME | 72 |
| Somerset County, ME | 64 |

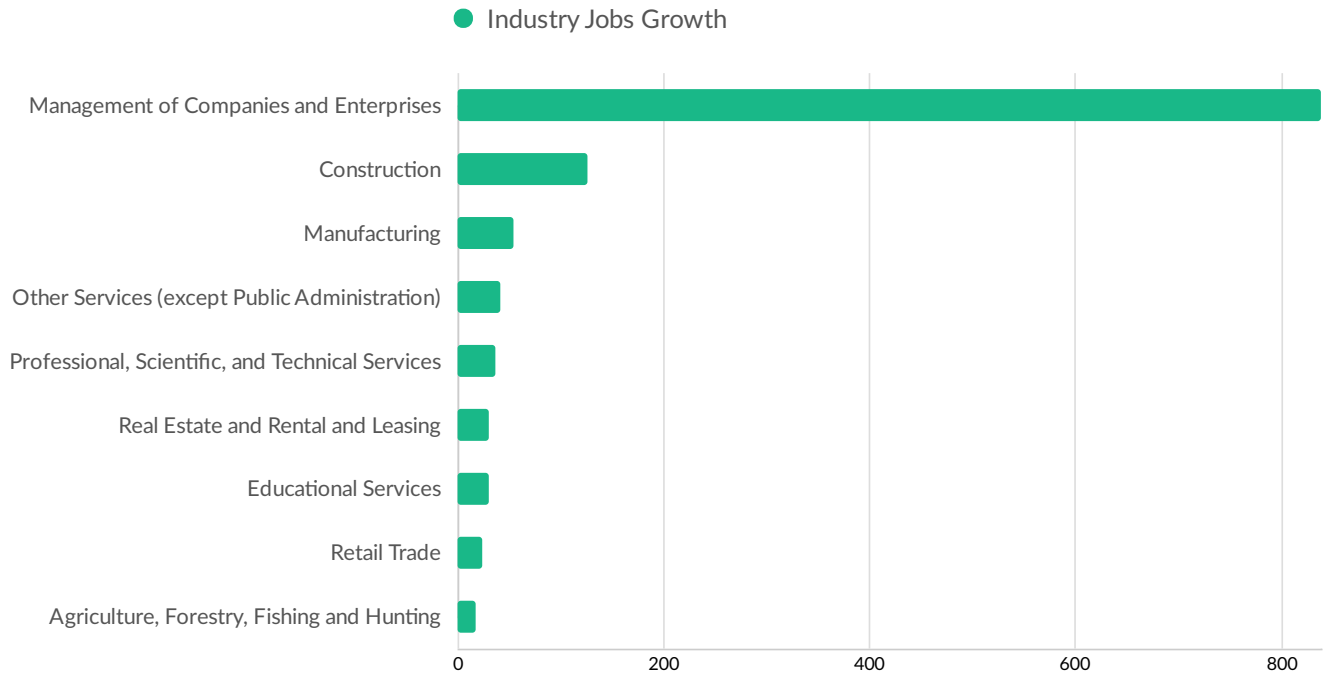
| Top Previous Counties | Migrations |
|-------------------------|------------|
| Lincoln County, ME | 38 |
| York County, ME | 36 |
| Suffolk County, MA | 24 |
| Androscoggin County, ME | 18 |
| New Haven County, CT | 16 |
| Franklin County, ME | 15 |
| Aroostook County, ME | 15 |
| Washington County, ME | 13 |
| Columbia County, FL | 12 |
| Top Following Counties | Migrations |
| Penobscot County, ME | 346 |
| Knox County, ME | 149 |
| Kennebec County, ME | 148 |
| Hancock County, ME | 90 |
| Cumberland County, ME | 73 |
| Somerset County, ME | 41 |
| Lee County, FL | 33 |
| Lincoln County, ME | 29 |
| Pasco County, FL | 29 |
| York County, ME | 23 |
| Cochise County, AZ | 21 |
| Washington County, ME | 19 |
| Franklin County, ME | 15 |
| Worcester County, MA | 15 |
| Androscoggin County, ME | 14 |

Industry Characteristics

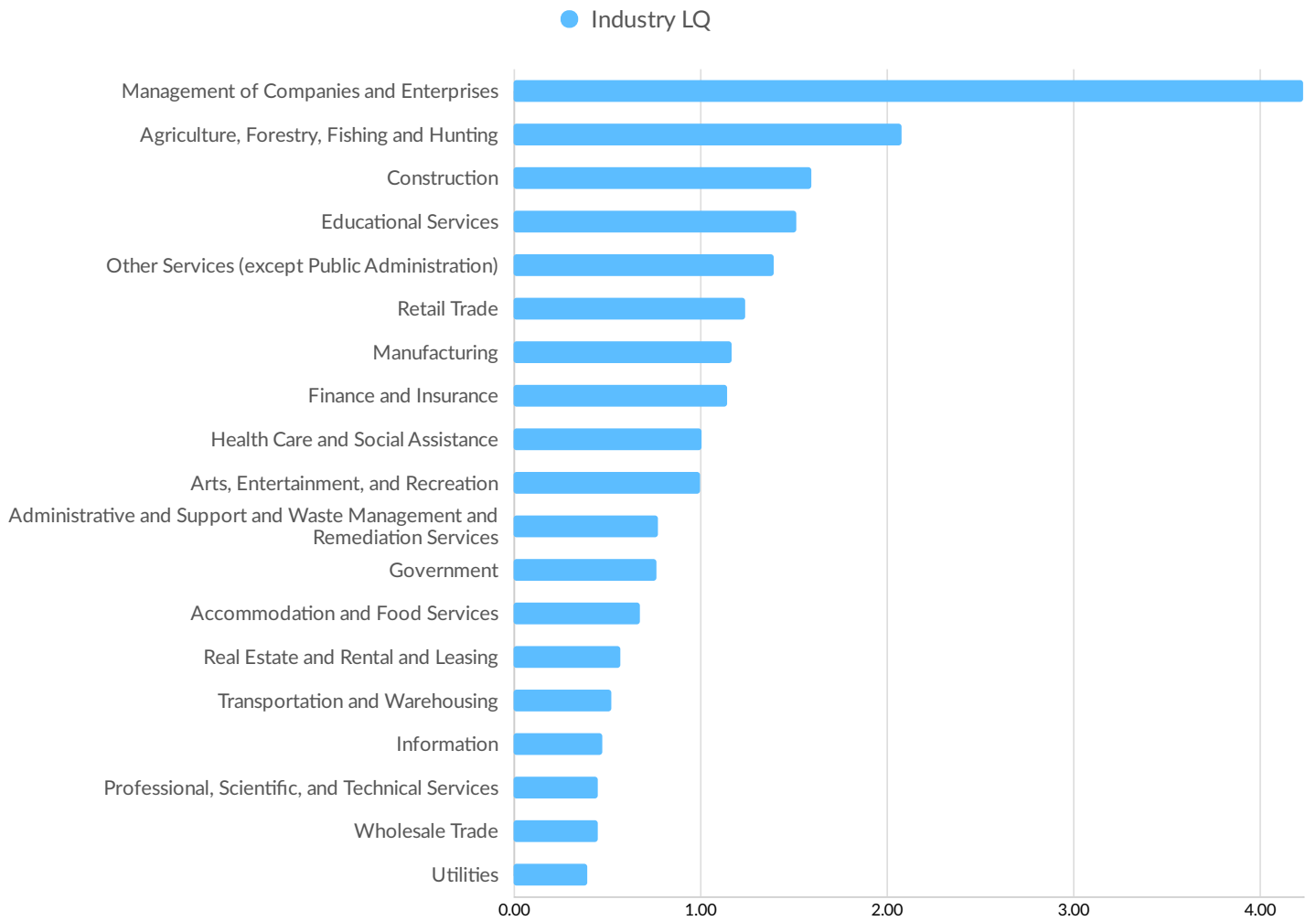
Largest Industries



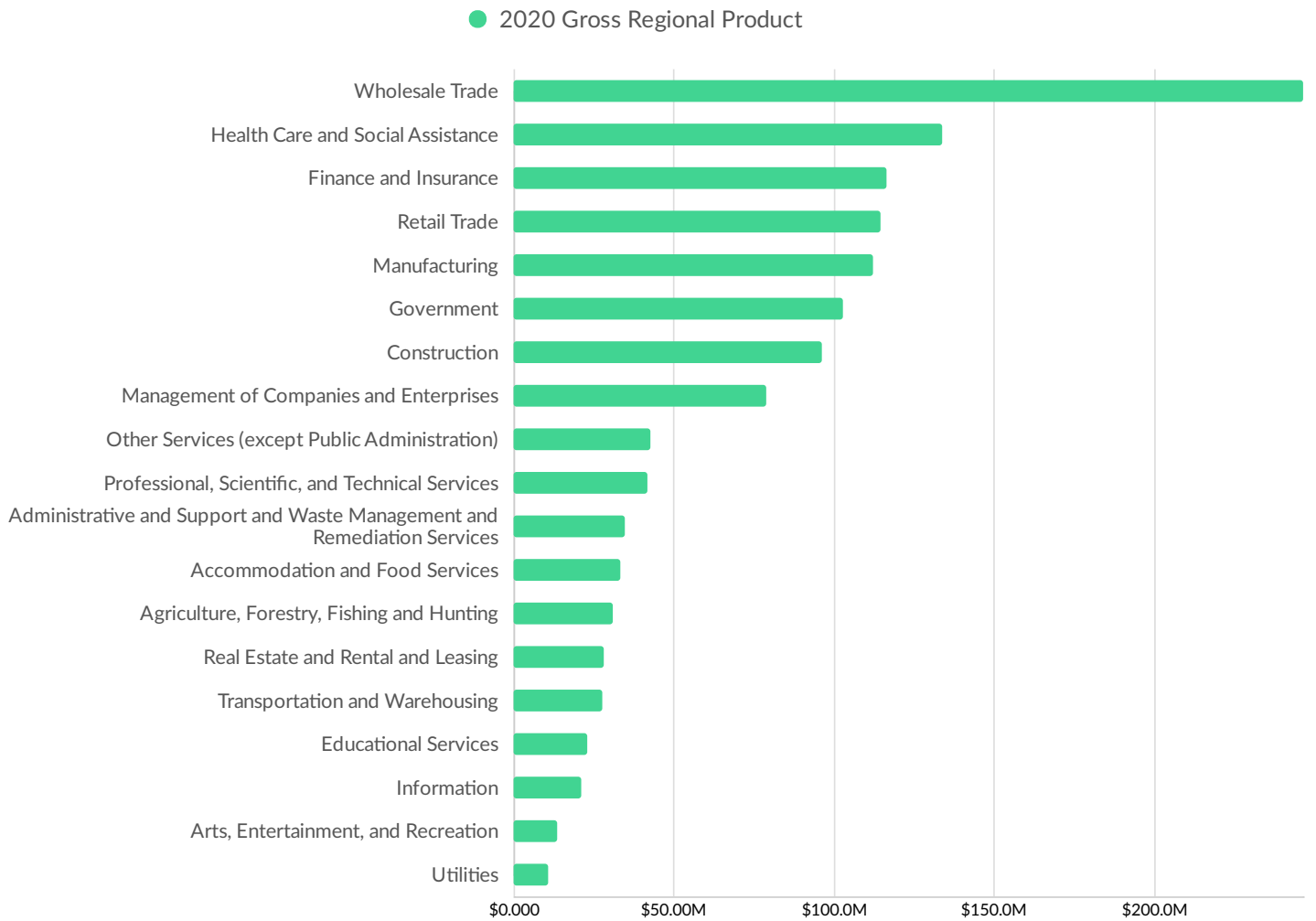
Top Growing Industries



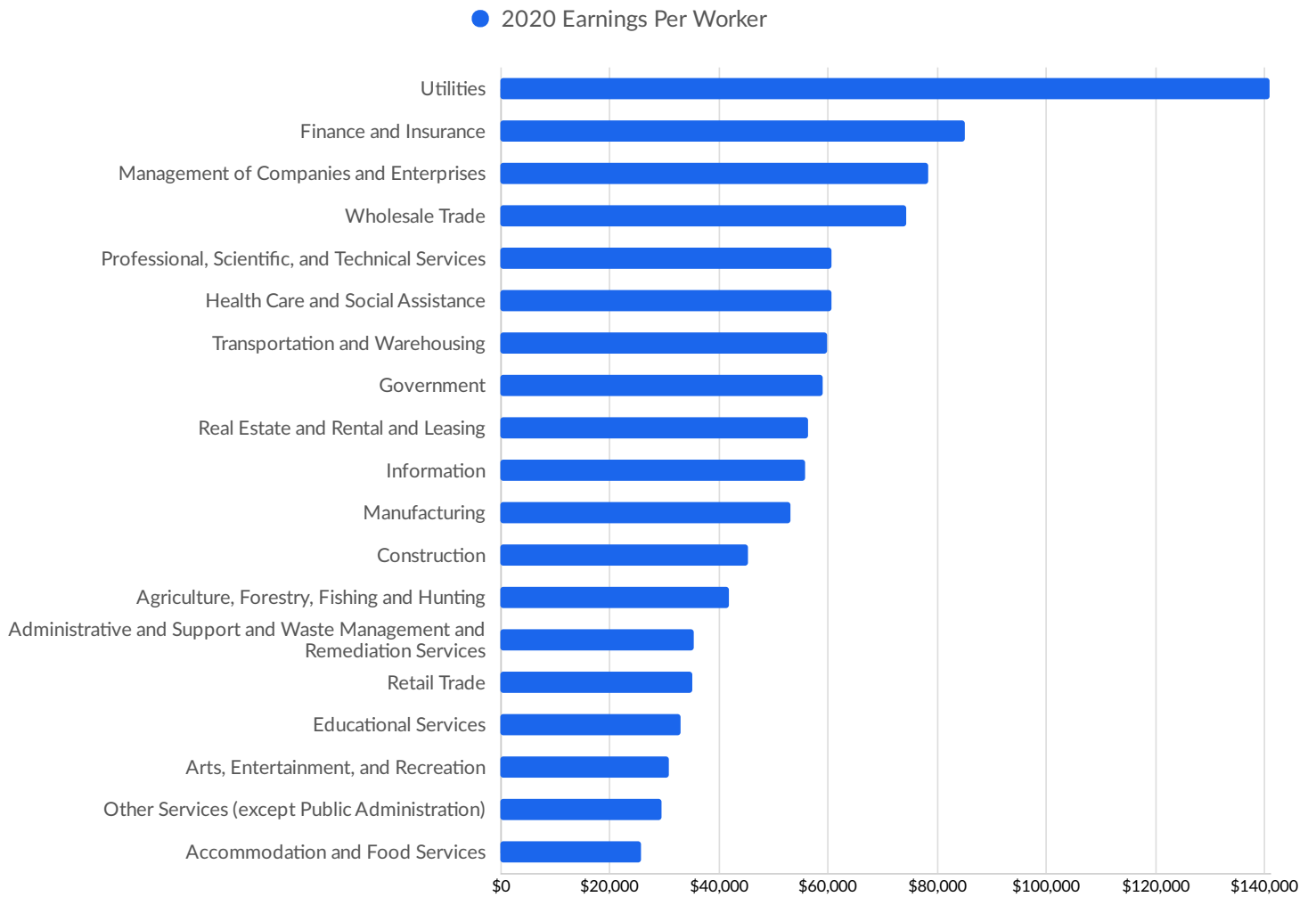
Top Industry LQ



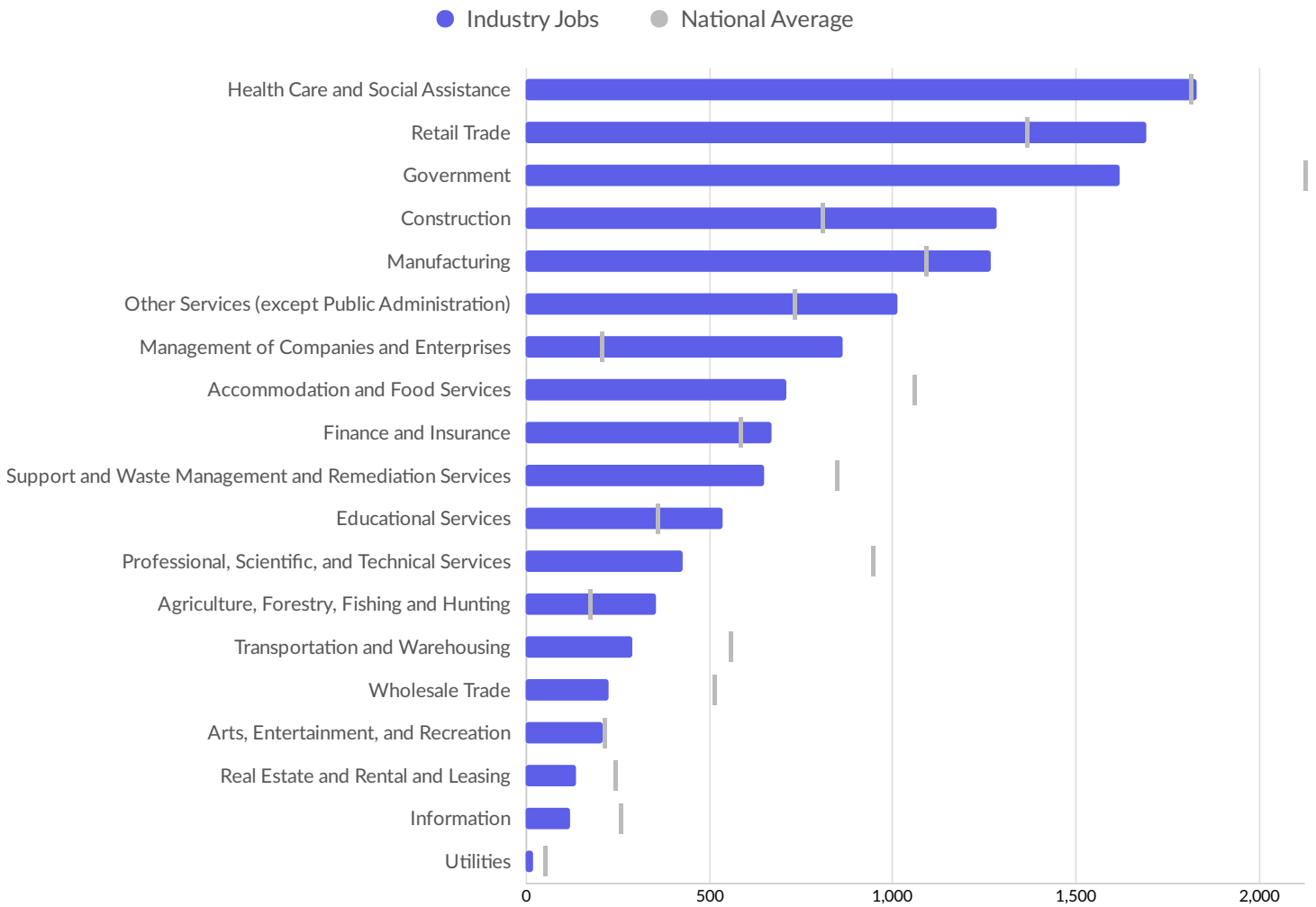
Top Industry GRP



Top Industry Earnings



Largest Industries



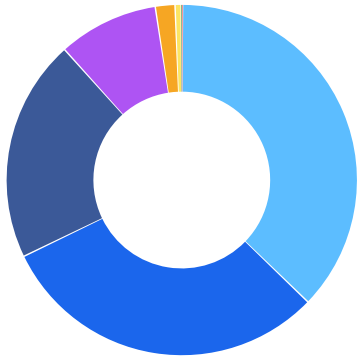
Business Characteristics

3,074 Companies Employ Your Workers

Online profiles for your workers mention 3,074 companies as employers, with the top 10 appearing below. In the last 12 months, 719 companies in Waldo County, ME posted job postings, with the top 10 appearing below.

| Top Companies | Profiles | Top Companies Posting | Unique Postings |
|-------------------------------|---|---------------------------------|---|
| State of Maine | 200  | Citigroup Inc. | 727  |
| Athenahealth, Inc. | 184  | Hays Specialist Recruitment Ltd | 413  |
| Razor Insights, LLC | 165  | MaineHealth | 274  |
| Waldo County General Hospital | 142  | CareInHomes.com | 146  |
| Bank of America Corporation | 139  | U.S. Xpress, Inc. | 110  |
| Rsu 19 | 72  | Athenahealth, Inc. | 107  |
| University of Maine | 72  | Procure Therapy , Inc. | 94  |
| Self Employed | 68  | C.R. England, Inc. | 89  |
| Northern Light Health | 51  | Waldo County General Hospital | 89  |
| Hannaford Bros Co. | 31  | The Home Depot | 82  |

Business Size

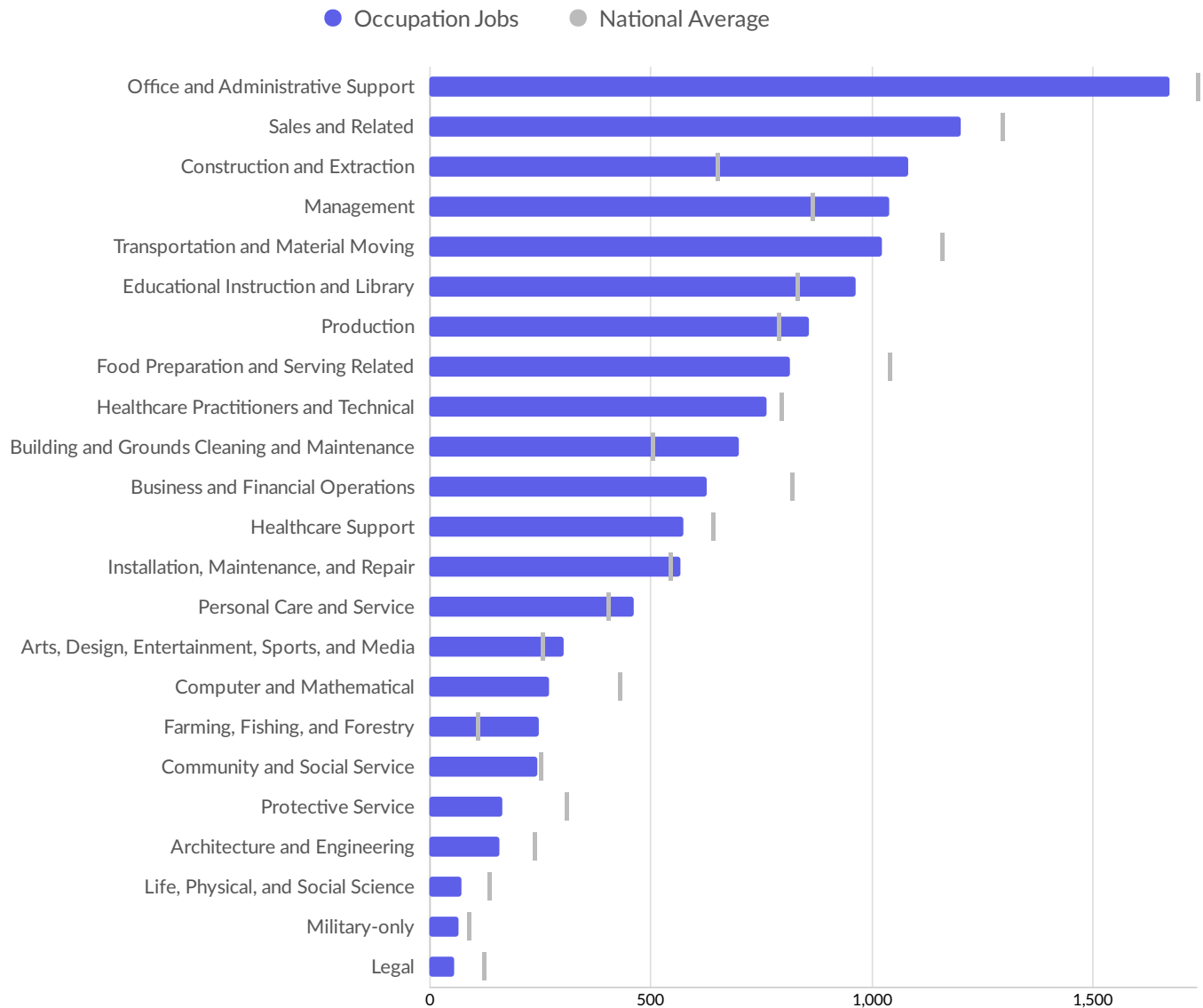


| | Percentage | Business Count |
|----------------------|------------|----------------|
| 1 to 4 employees | 37.2% | 596 |
| 5 to 9 employees | 30.6% | 491 |
| 10 to 19 employees | 20.5% | 329 |
| 20 to 49 employees | 9.2% | 148 |
| 50 to 99 employees | 1.8% | 29 |
| 100 to 249 employees | 0.6% | 9 |
| 250 to 499 employees | 0.1% | 1 |
| 500+ employees | 0.1% | 1 |

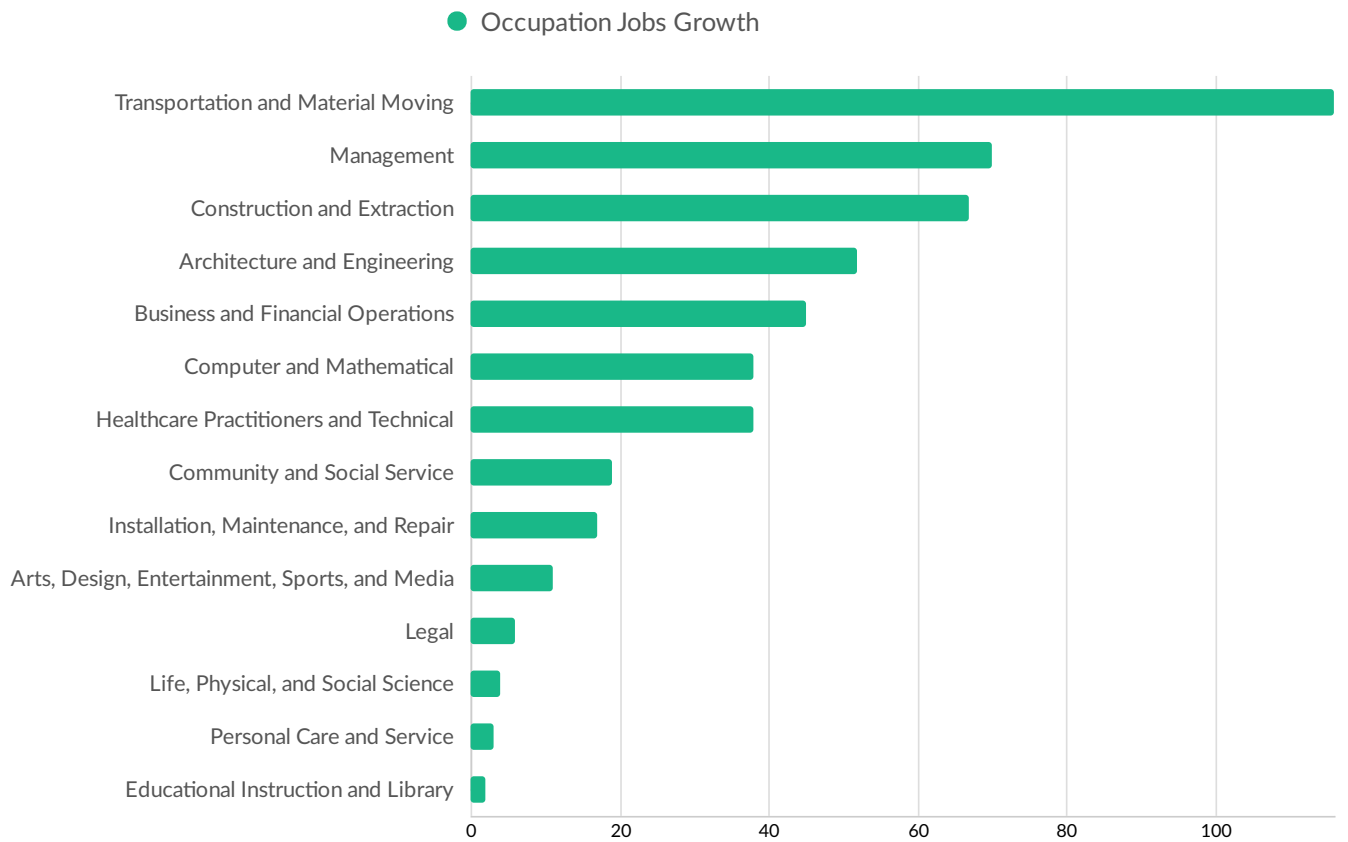
*Business Data by DatabaseUSA.com is third-party data provided by Emsi to its customers as a convenience, and Emsi does not endorse or warrant its accuracy or consistency with other published Emsi data. In most cases, the Business Count will not match total companies with profiles on the summary tab.

Workforce Characteristics

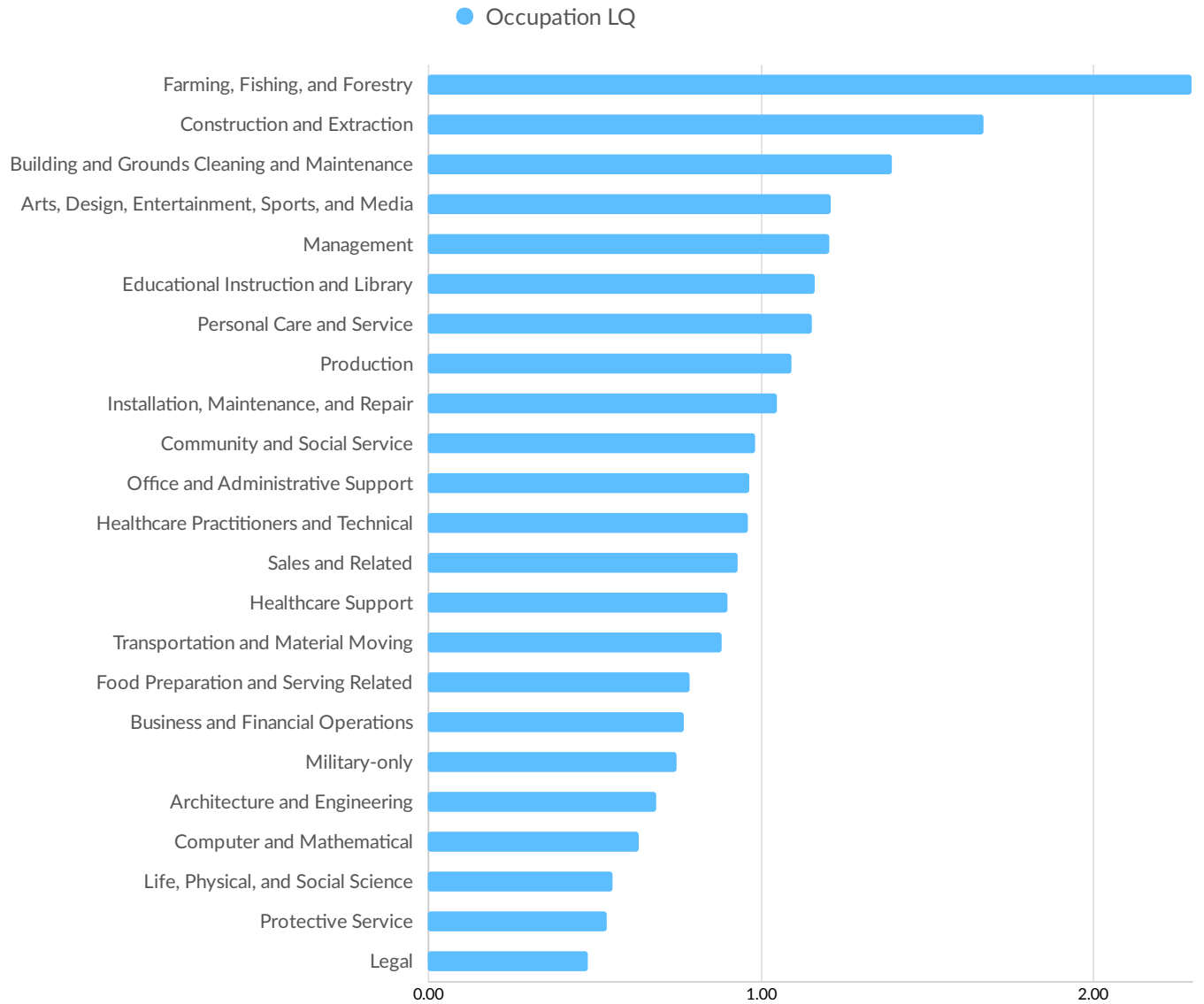
Largest Occupations



Top Growing Occupations



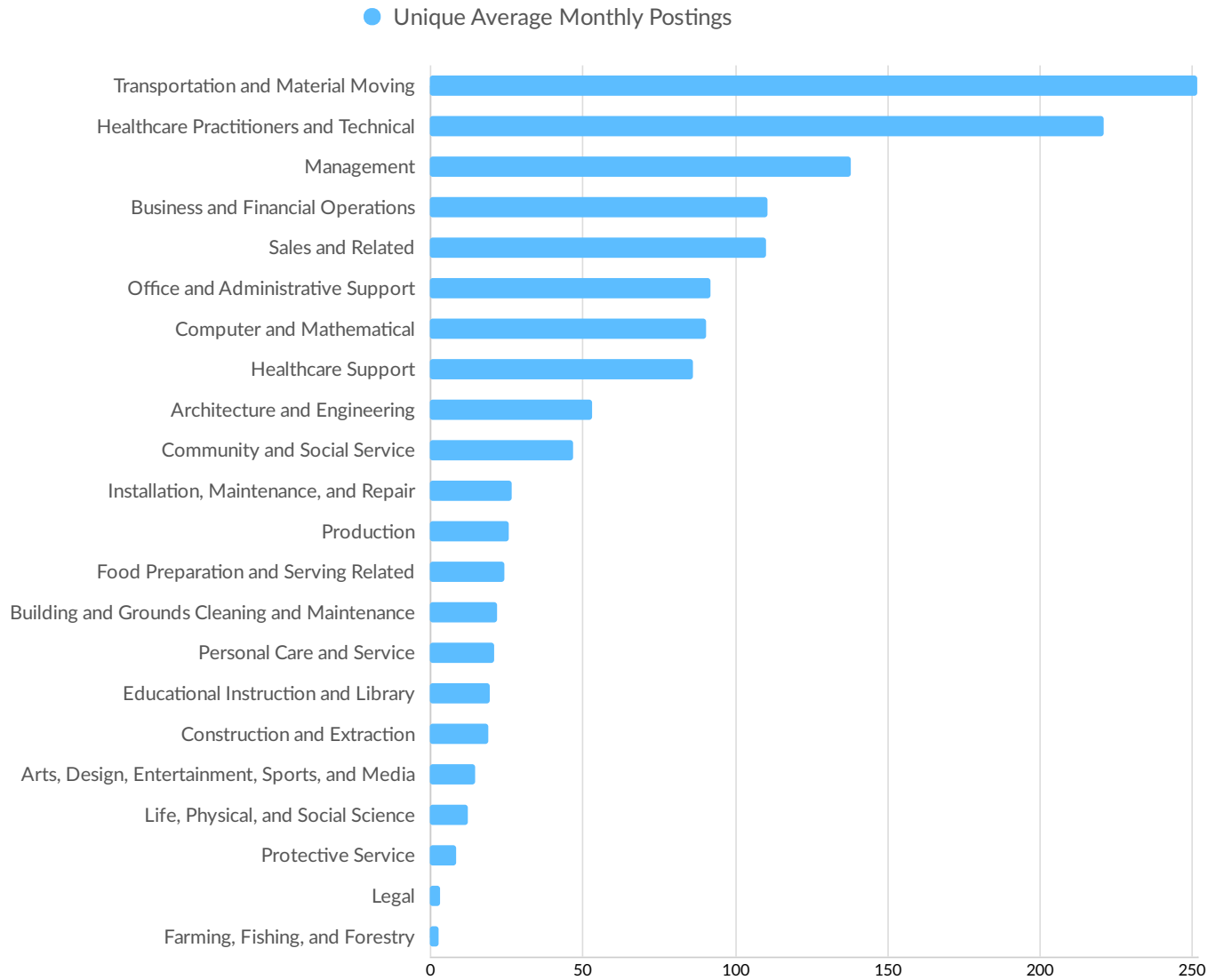
Top Occupation LQ



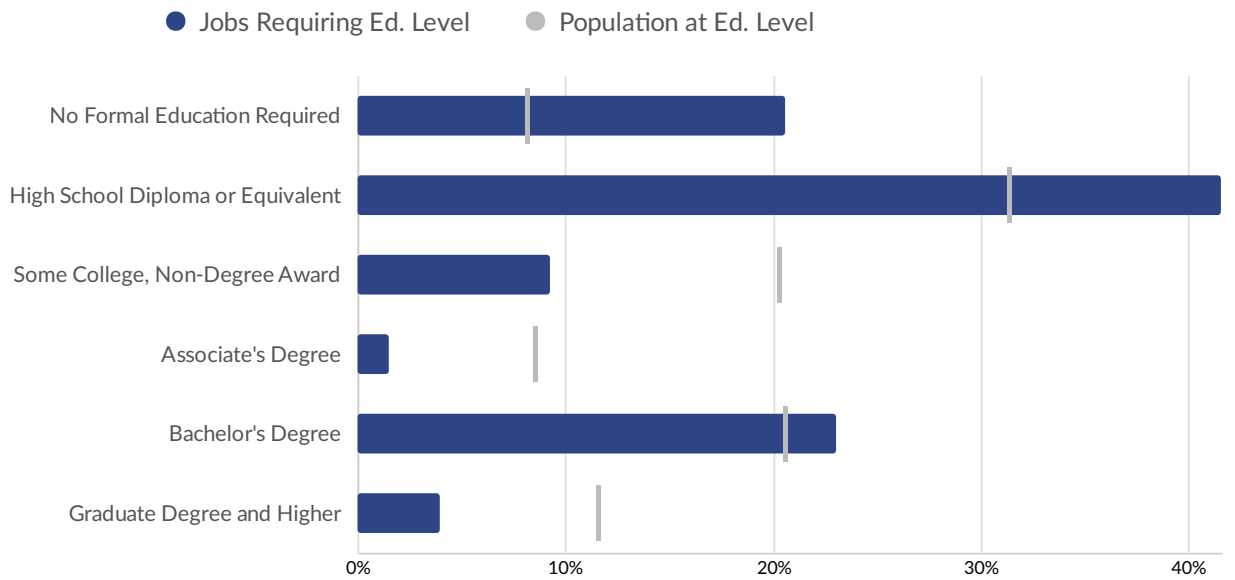
Top Occupation Earnings



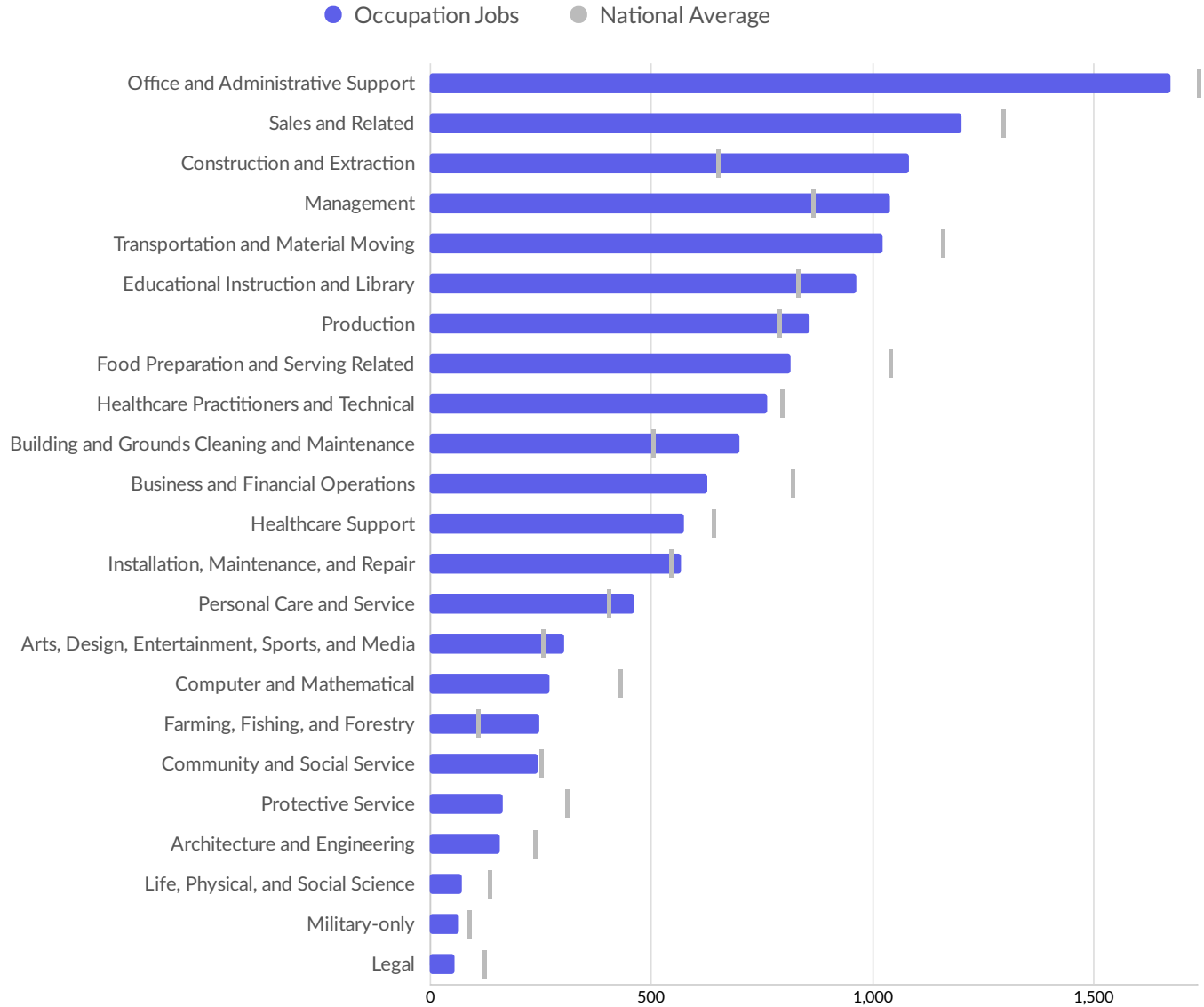
Top Posted Occupations



Underemployment

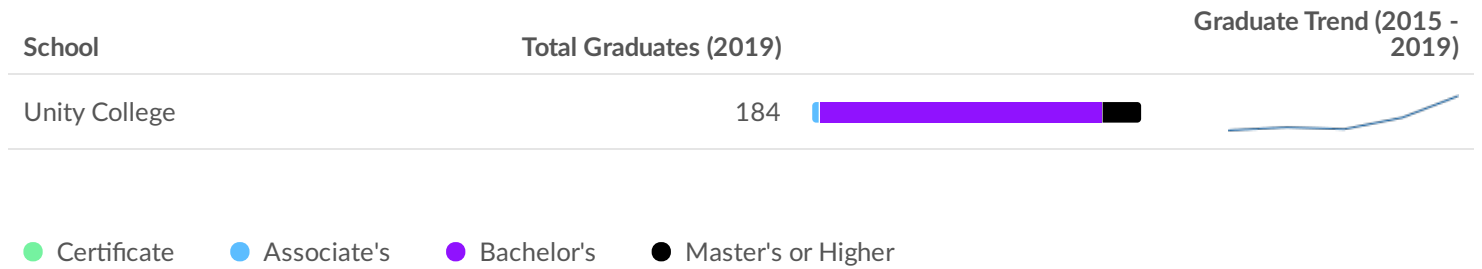


Largest Occupations



Educational Pipeline

In 2019, there were 184 graduates in Waldo County, ME. This pipeline has grown by 46% over the last 5 years. The highest share of these graduates come from "Wildlife, Fish and Wildlands Science and Management", Natural Resources Law Enforcement and Protective Services, and Wildlife Biology.



In-Demand Skills

