



York County, ME

Coastal Counties Workforce, Inc.



14 Maine St
Suite 203A
Brunswick, Maine 04011

Contents

Report Parameters	1
Economy Overview	2
Unemployment by Demographics	4
Historic & Projected Trends	8
Population Characteristics	12
Inbound and Outbound Migration	14
Industry Characteristics	16
Business Characteristics	22
Workforce Characteristics	24
Educational Pipeline	31
In-Demand Skills	32

Report Parameters

1 County

23031 York County, ME

Class of Worker

QCEW Employees, Non-QCEW Employees, and Self-Employed

The information in this report pertains to the chosen geographical area.

Economy Overview

209,525

Population (2020)

Population **grew by 8,302** over the last 5 years and is projected to **grow by 7,812** over the next 5 years.

82,929

Total Regional Employment

Jobs **grew by 696** over the last 5 years but are projected to **decrease by 249** over the next 5 years.

\$67.8K

Median Household Income (2019)

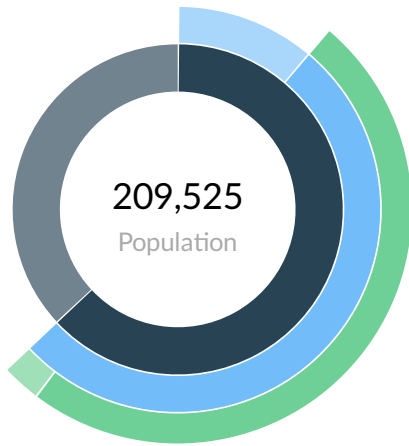
Median household income is **\$5.0K above** the national median household income of \$62.8K.

Takeaways

- As of 2020 the region's population **increased by 4.1%** since 2015, growing by 8,302. Population is expected to **increase by 3.7%** between 2020 and 2025, adding 7,812.
- From 2015 to 2020, jobs **increased by 0.8%** in York County, ME from 82,233 to **82,929**. This change **fell short of the national growth rate of 1.3% by 0.5%**. As the number of jobs increased, the **labor force participation rate decreased from 64.2% to 61.0% between 2015 and 2020**.
- Concerning educational attainment, **21.8% of York County, ME residents possess a Bachelor's Degree** (1.7% above the national average), and **10.6% hold an Associate's Degree** (2.0% above the national average).
- The top three industries in 2020 are Federal Government, Civilian, Restaurants and Other Eating Places, and Education and Hospitals (Local Government).

	Population (2020)	Labor Force (2020)	Jobs (2020)	Cost of Living	GRP	Imports	Exports
Region	209,525	108,722	82,929	119.1	\$8.96B	\$17.31B	\$20.30B
Cumberland County, ME	296,875	157,397	201,978	123.4	\$23.49B	\$18.58B	\$20.07B
Sagadahoc County, ME	36,221	18,825	17,479	123.2	\$1.71B	\$3.08B	\$2.89B
Waldo County, ME	39,978	19,425	13,948	115.6	\$1.46B	\$2.13B	\$1.38B
Knox County, ME	39,852	18,644	20,410	120.5	\$1.92B	\$2.48B	\$2.25B
Lincoln County, ME	34,997	15,672	13,635	119.8	\$1.20B	\$1.89B	\$1.07B

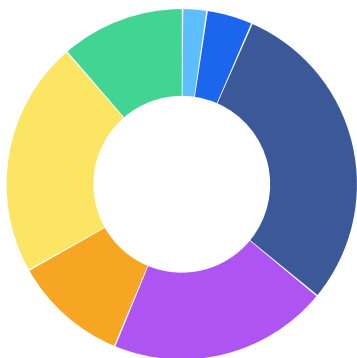
2020 Labor Force Breakdown



	Population
● Total Working Age Population	131,945
● Not in Labor Force (15+)	23,223
● Labor Force	108,722
● Employed	102,995
● Unemployed	5,727
● Under 15	77,580

Educational Attainment

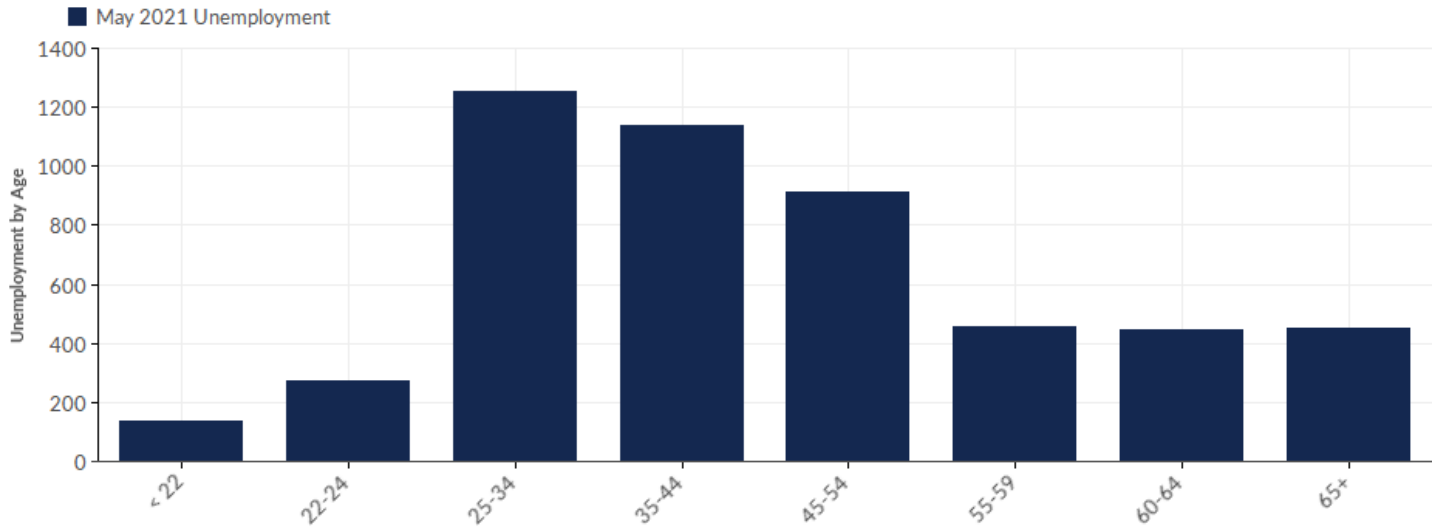
Concerning educational attainment, **21.8% of York County, ME residents possess a Bachelor's Degree** (1.7% above the national average), and **10.6% hold an Associate's Degree** (2.0% above the national average).



	% of Population	Population
● Less Than 9th Grade	2.2%	3,497
● 9th Grade to 12th Grade	4.2%	6,635
● High School Diploma	29.4%	45,969
● Some College	20.3%	31,706
● Associate's Degree	10.6%	16,569
● Bachelor's Degree	21.8%	34,022
● Graduate Degree and Higher	11.4%	17,892

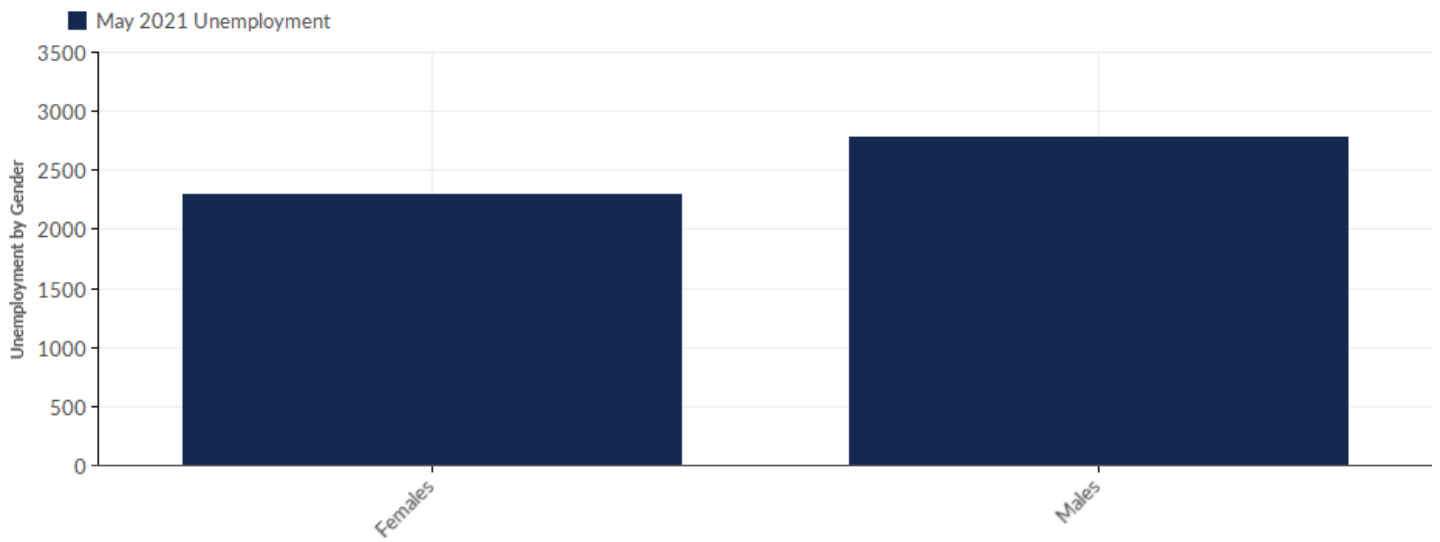
Unemployment by Demographics

Unemployment by Age



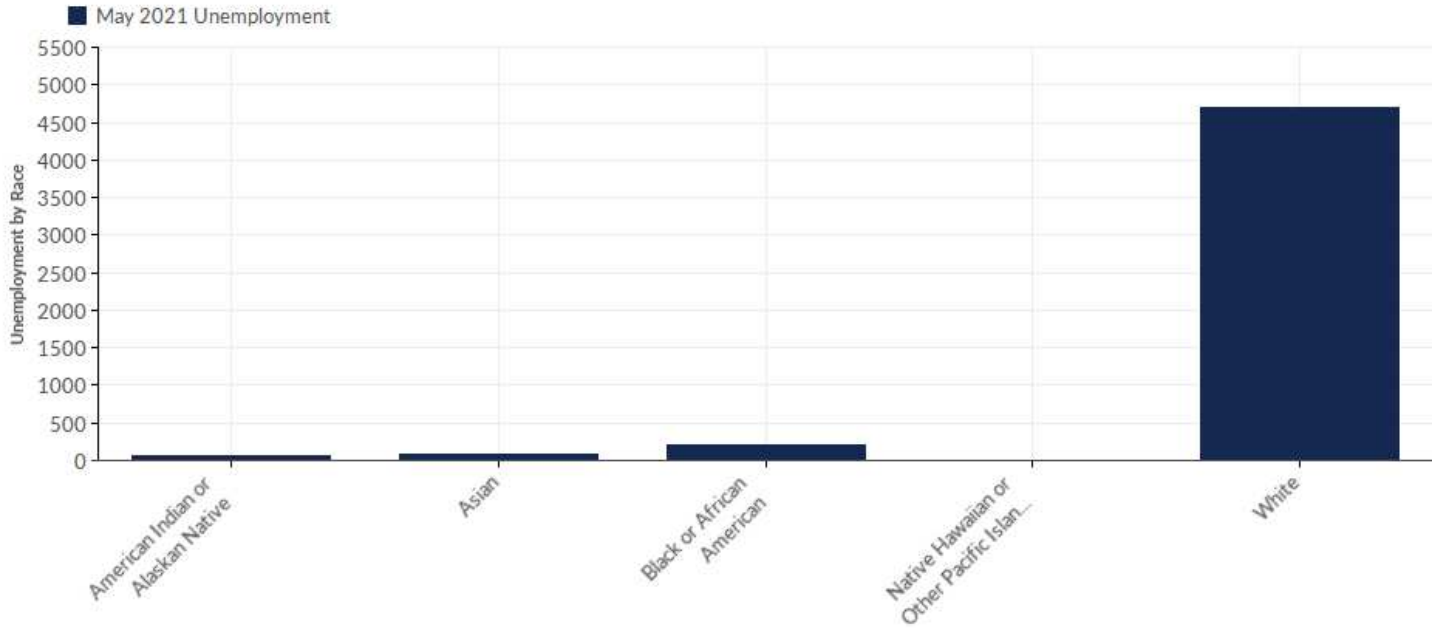
Age	Unemployment (May 2021)	% of Age Cohort
< 22	138	2.72%
22-24	273	5.39%
25-34	1,253	24.72%
35-44	1,136	22.41%
45-54	915	18.05%
55-59	458	9.04%
60-64	444	8.76%
65+	452	8.92%
Total	5,069	100.00%

Unemployment by Gender



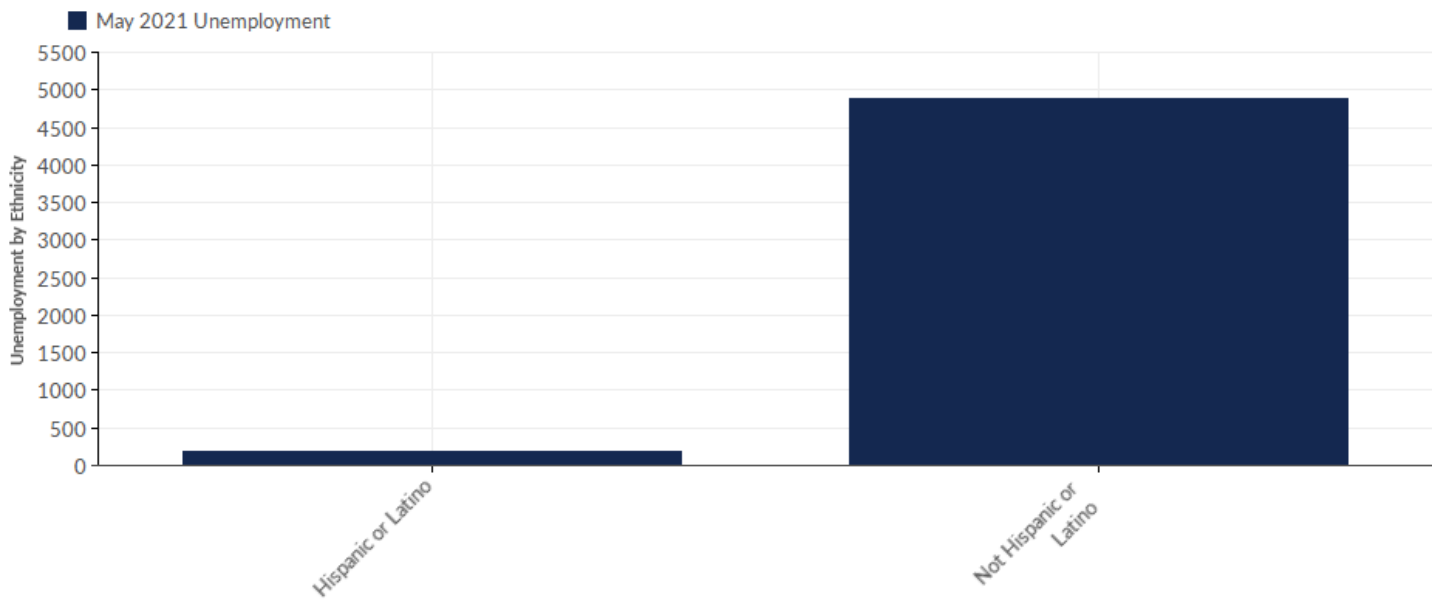
Gender	Unemployment (May 2021)	% of Age Cohort
Females	2,294	45.26%
Males	2,775	54.74%
Total	5,069	100.00%

Unemployment by Race



Race	Unemployment (May 2021)	% of Age Cohort
American Indian or Alaskan Native	72	1.42%
Asian	79	1.56%
Black or African American	216	4.26%
Native Hawaiian or Other Pacific Islander	5	0.10%
White	4,697	92.66%
Total	5,069	100.00%

Unemployment by Ethnicity

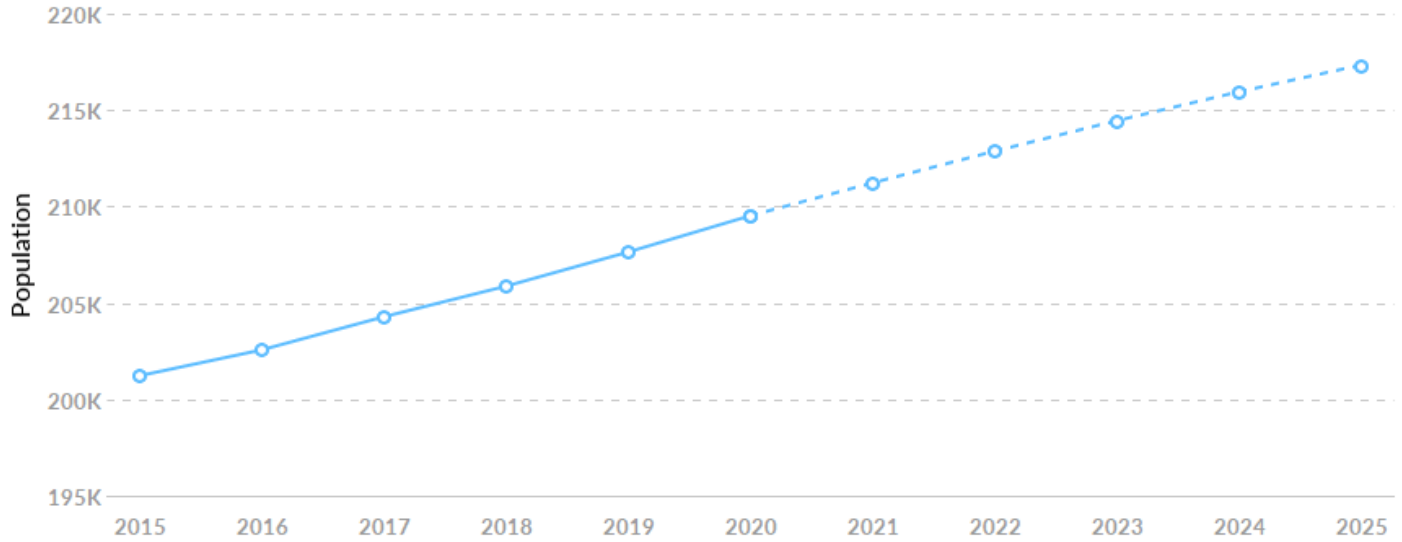


Ethnicity	Unemployment (May 2021)	% of Age Cohort
Hispanic or Latino	182	3.59%
Not Hispanic or Latino	4,887	96.41%
Total	5,069	100.00%

Historic & Projected Trends

Population Trends

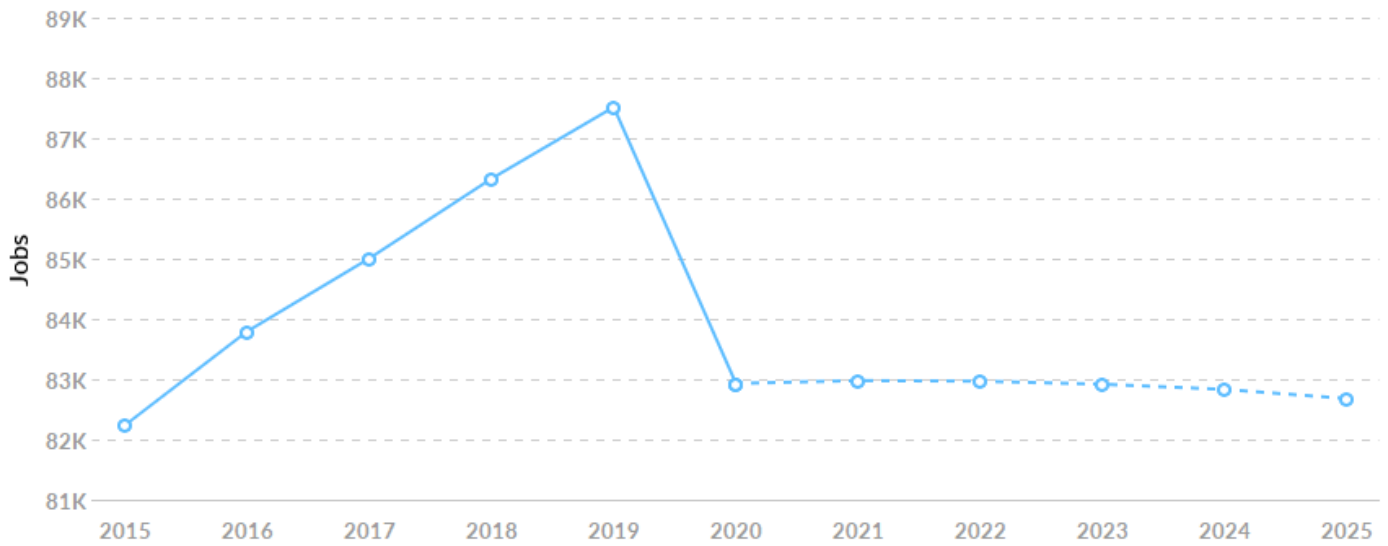
As of 2020 the region's population **increased by 4.1%** since 2015, growing by 8,302. Population is expected to **increase by 3.7%** between 2020 and 2025, adding 7,812.



Timeframe	Population
2015	201,223
2016	202,565
2017	204,282
2018	205,869
2019	207,641
2020	209,525
2021	211,227
2022	212,871
2023	214,454
2024	215,952
2025	217,337

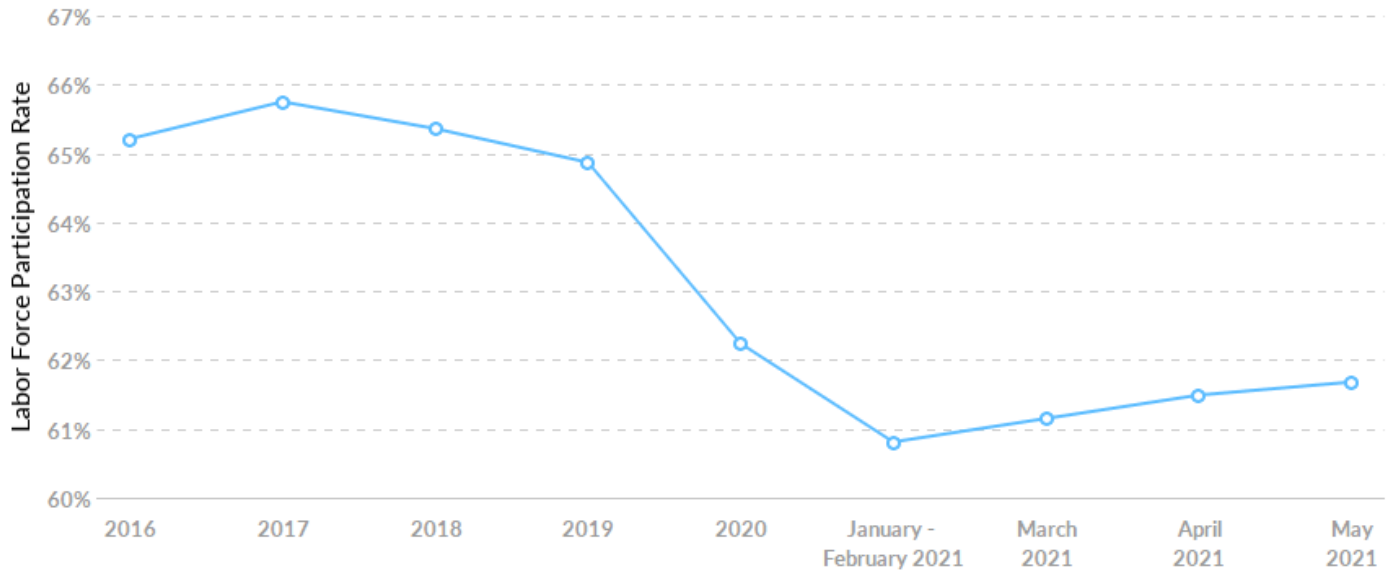
Job Trends

From 2015 to 2020, jobs increased by **0.8%** in York County, ME from 82,233 to **82,929**. This change **fell short of the national growth rate of 1.3%** by **0.5%**.



Timeframe	Jobs
2015	82,233
2016	83,790
2017	85,002
2018	86,325
2019	87,512
2020	82,929
2021	82,977
2022	82,967
2023	82,917
2024	82,831
2025	82,679

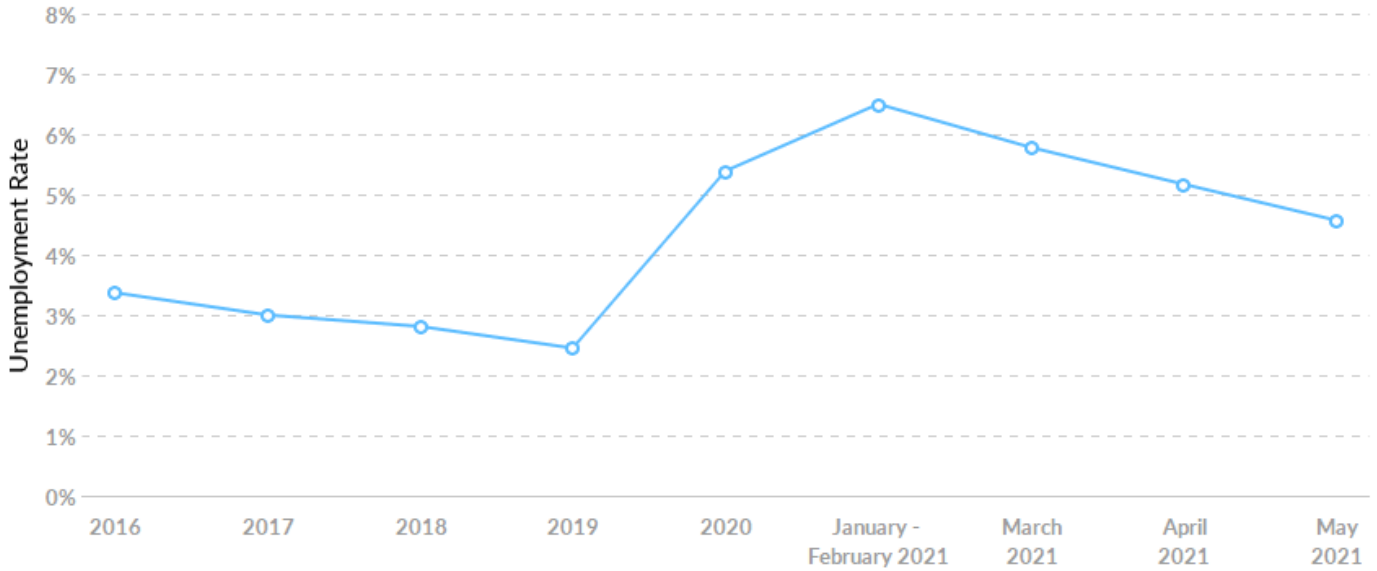
Labor Force Participation Rate Trends



Timeframe	Labor Force Participation Rate
2016	65.21%
2017	65.75%
2018	65.36%
2019	64.87%
2020	62.24%
January - February 2021	60.81%
March 2021	61.15%
April 2021	61.49%
May 2021	61.68%

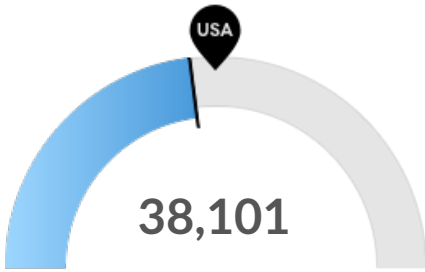
Unemployment Rate Trends

York County, ME had a May 2021 unemployment rate of 4.57%, **increasing from 3.37%** 5 years before.



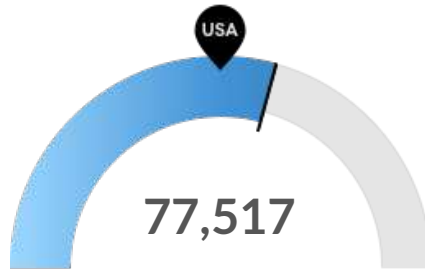
Timeframe	Unemployment Rate
2016	3.37%
2017	3.00%
2018	2.81%
2019	2.45%
2020	5.39%
January - February 2021	6.50%
March 2021	5.78%
April 2021	5.17%
May 2021	4.57%

Population Characteristics



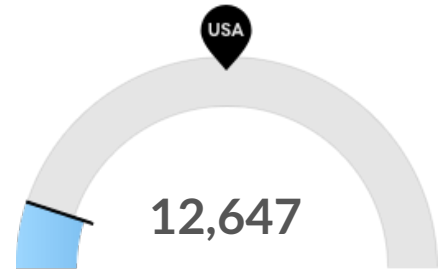
Millennials

York County, ME has 38,101 millennials (ages 25-39). The national average for an area this size is 42,812.



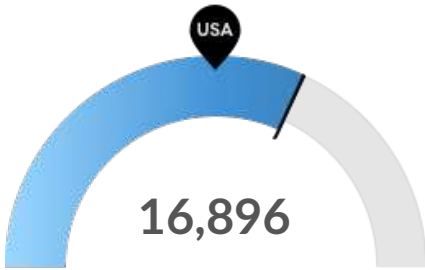
Retiring Soon

Retirement risk is high in York County, ME. The national average for an area this size is 61,049 people 55 or older, while there are 77,517 here.



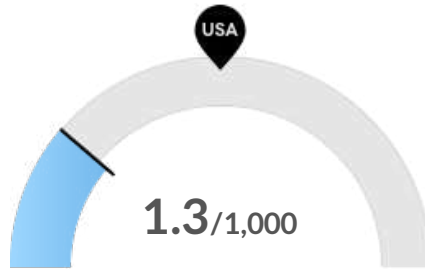
Racial Diversity

Racial diversity is low in York County, ME. The national average for an area this size is 82,825 racially diverse people, while there are 12,647 here.



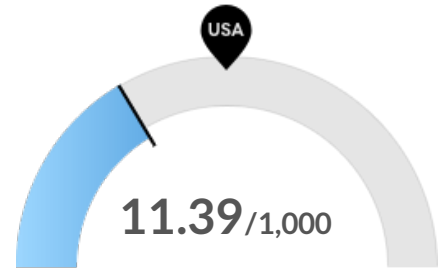
Veterans

York County, ME has 16,896 veterans. The national average for an area this size is 11,532.



Violent Crime

York County, ME has 1.3 violent crimes per 1,000 people. The national rate is 3.53 per 1,000 people.



Property Crime

York County, ME has 11.39 property crimes per 1,000 people. The national rate is 19.79 per 1,000 people.

Place of Work vs Place of Residence

Understanding where talent in York County, ME currently works compared to where talent lives can help you optimize site decisions.



Where Talent Works

County	Name	2020 Employment
23031	York County, ME	82,929

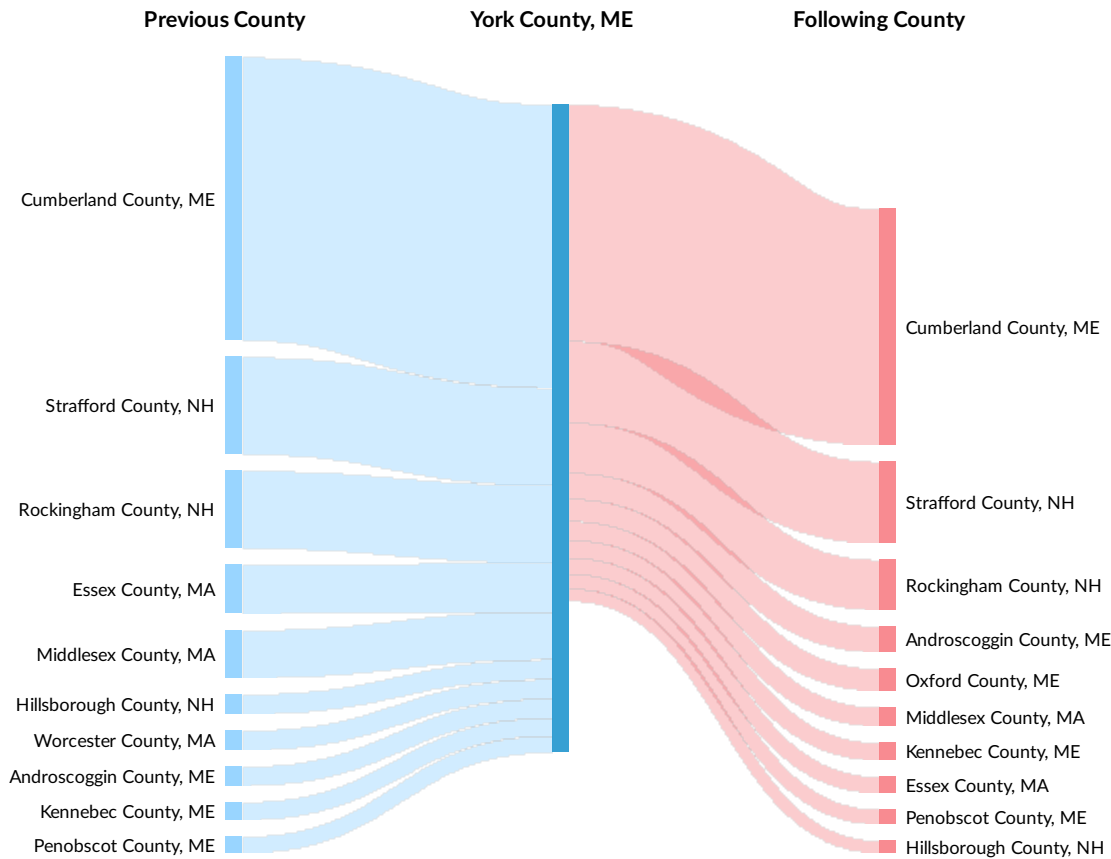
Where Talent Lives

County	Name	2020 Workers
23031	York County, ME	110,608

Inbound and Outbound Migration

The table below analyzes past and current residents of York County, ME. The left column shows residents of other counties migrating to York County, ME. The right column shows residents migrating from York County, ME to other counties.

As of 2019, 2,200 people have migrated from Cumberland County, ME to York County, ME. In the same year, 1,838 people left York County, ME migrating to Cumberland County, ME. The total Net Migration for York County, ME in 2018 was 1,383.

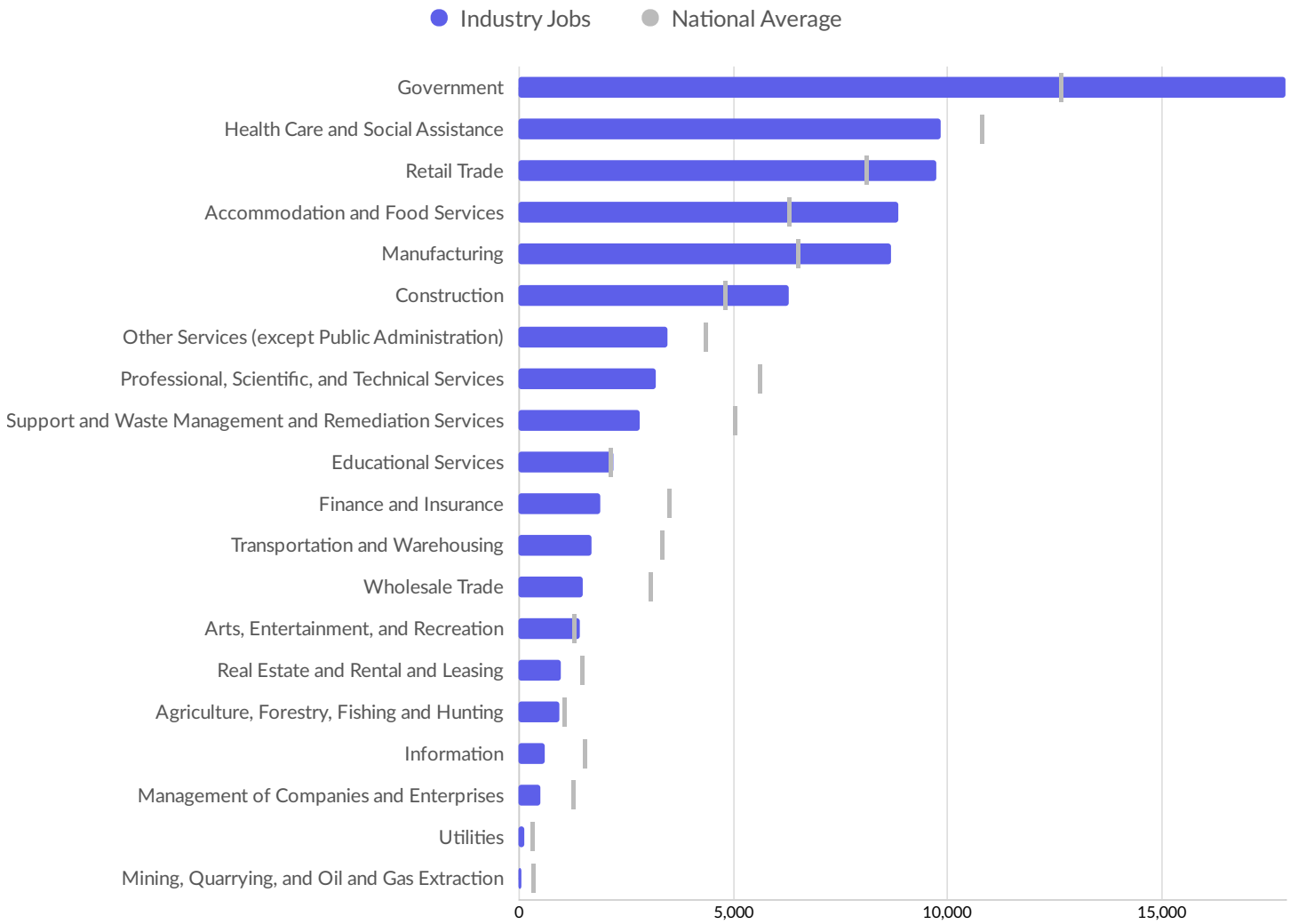


Top Previous Counties	Migrations
Cumberland County, ME	2,200
Strafford County, NH	756
Rockingham County, NH	602
Essex County, MA	379
Middlesex County, MA	371
Hillsborough County, NH	153

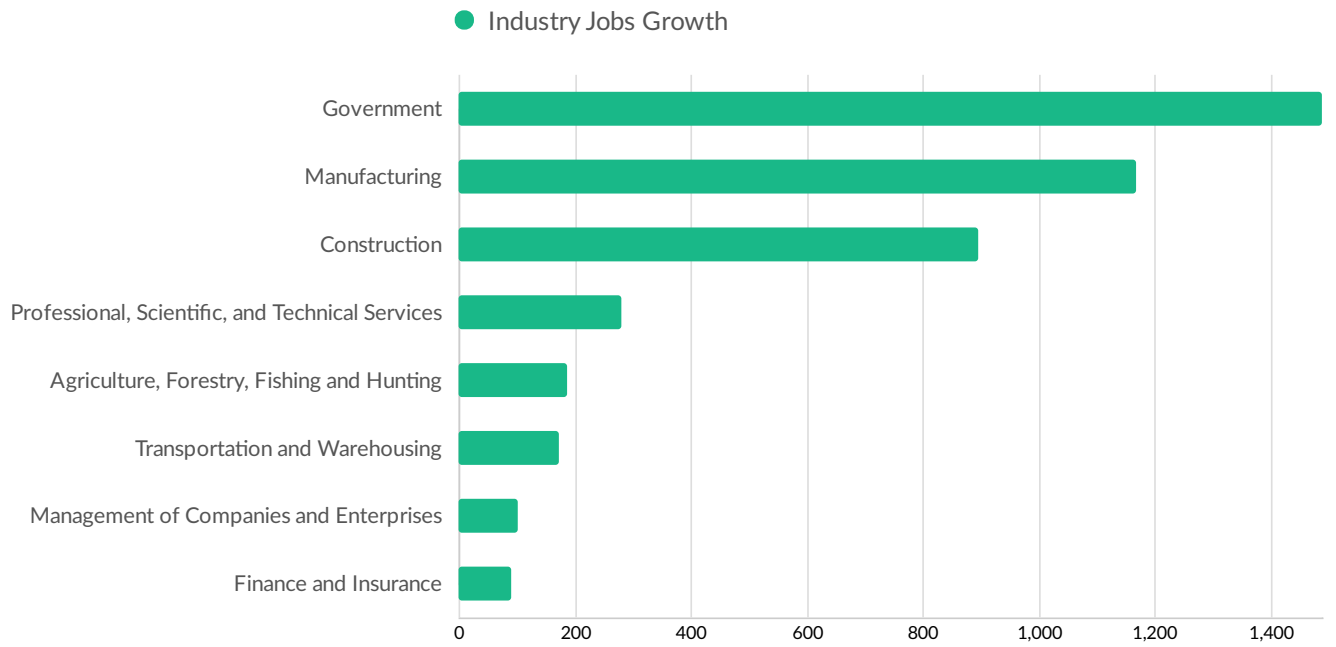
Top Previous Counties	Migrations
Worcester County, MA	152
Androscoggin County, ME	148
Kennebec County, ME	139
Penobscot County, ME	129
Oxford County, ME	102
Suffolk County, MA	87
Norfolk County, MA	82
New London County, CT	76
Merrimack County, NH	67
Top Following Counties	Migrations
Cumberland County, ME	1,838
Strafford County, NH	633
Rockingham County, NH	390
Androscoggin County, ME	201
Oxford County, ME	172
Middlesex County, MA	147
Kennebec County, ME	136
Essex County, MA	126
Penobscot County, ME	114
Hillsborough County, NH	96
Carroll County, NH	93
Suffolk County, MA	65
Sagadahoc County, ME	58
Merrimack County, NH	53
Worcester County, MA	50

Industry Characteristics

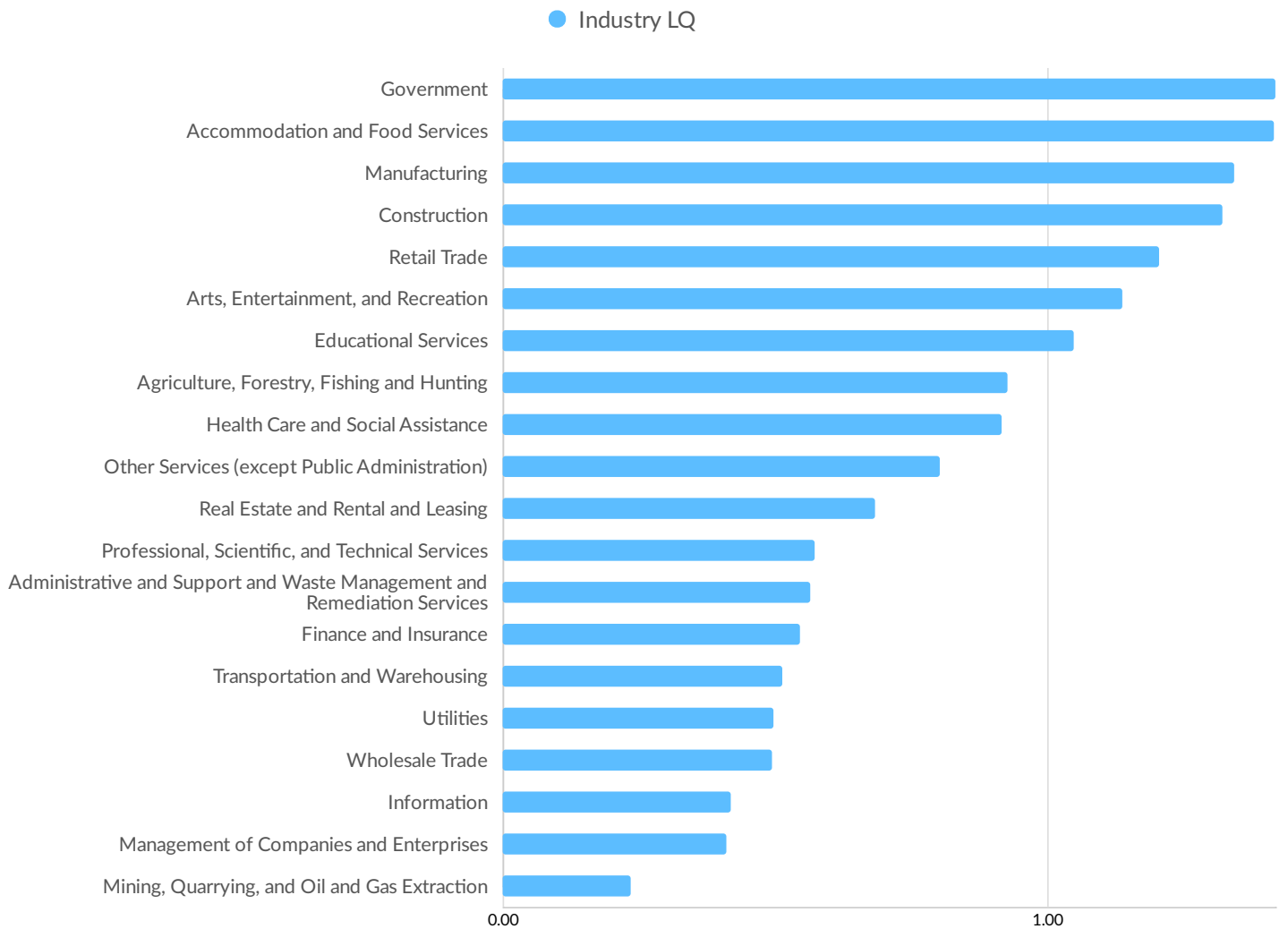
Largest Industries



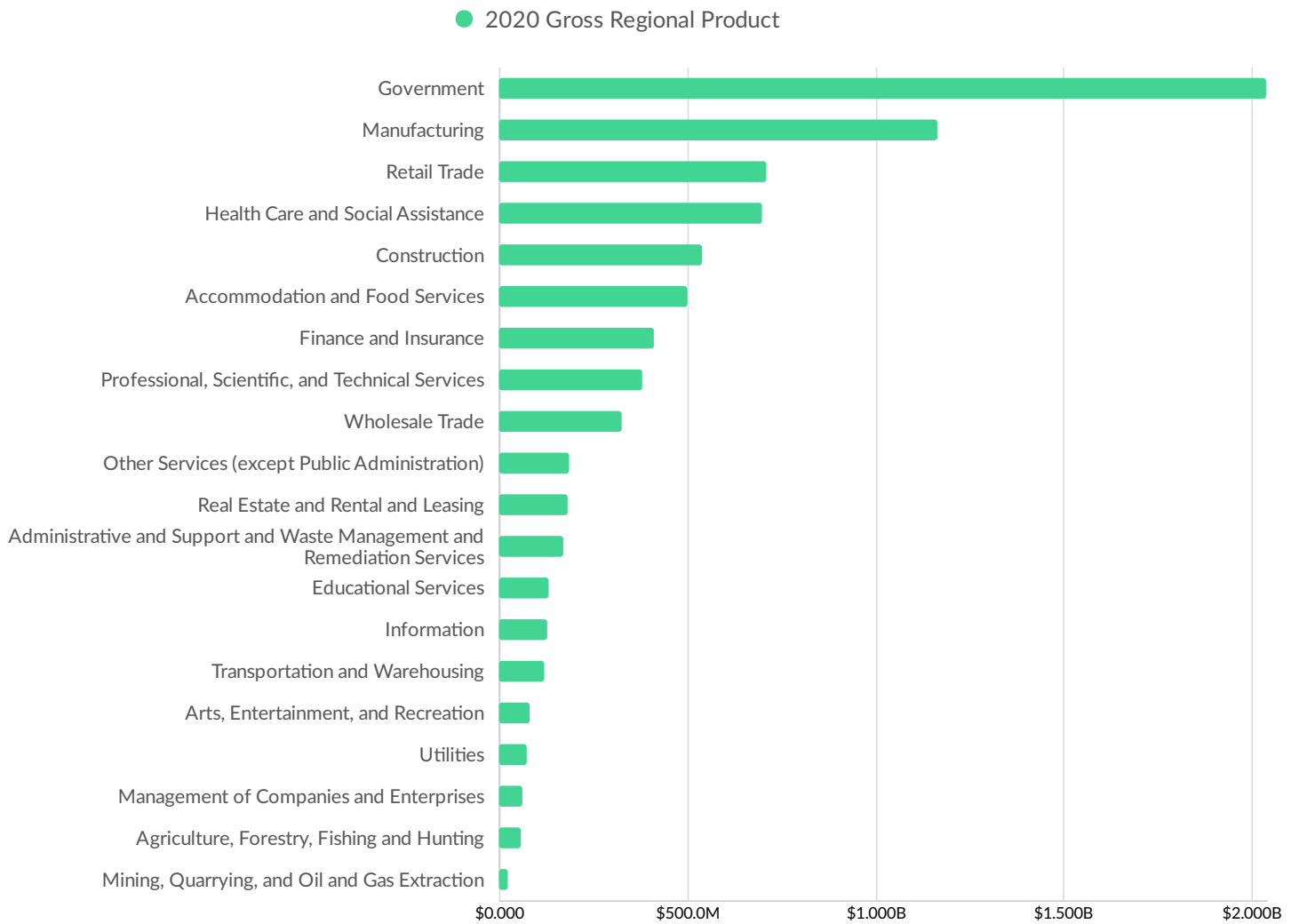
Top Growing Industries



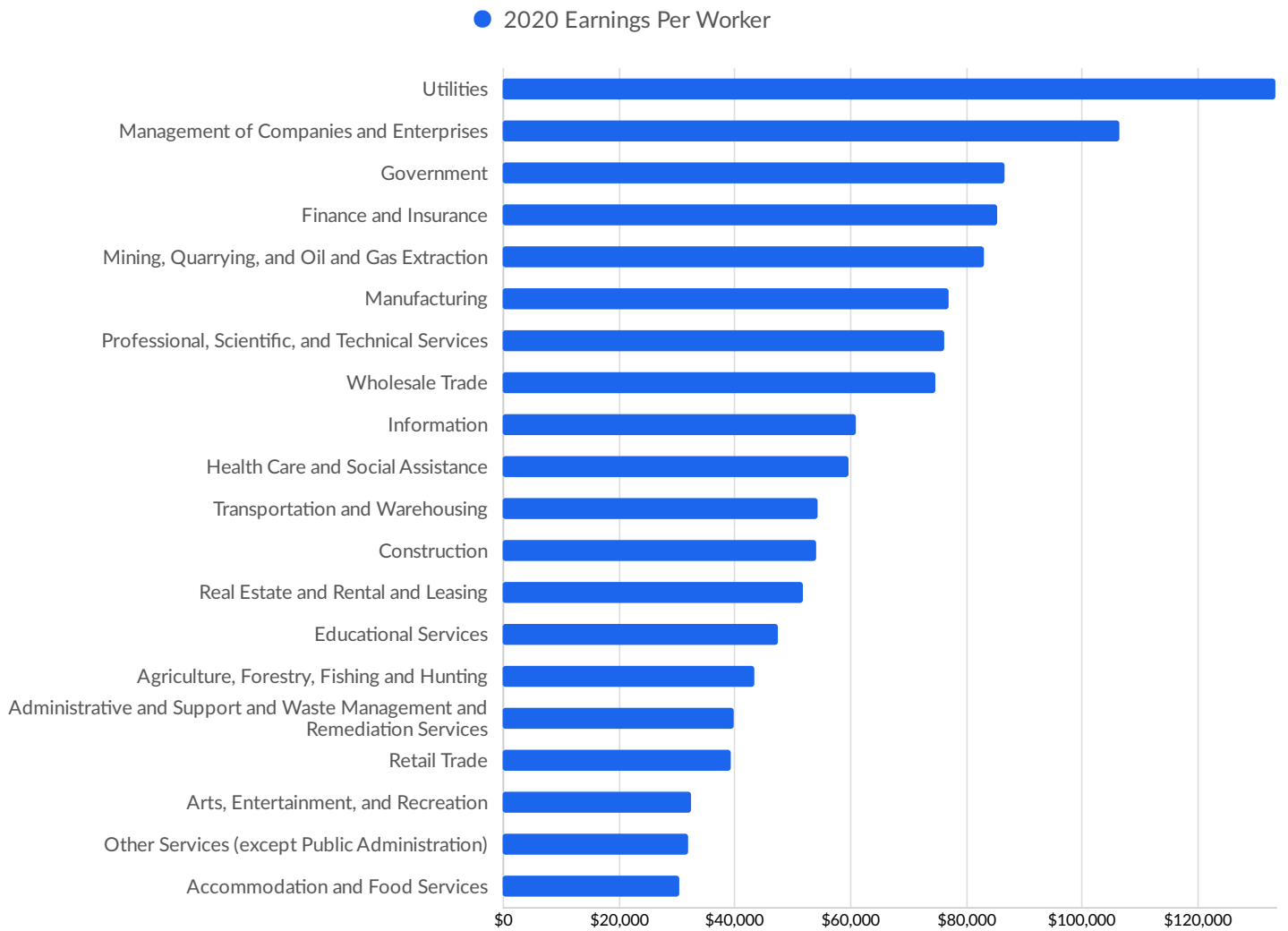
Top Industry LQ



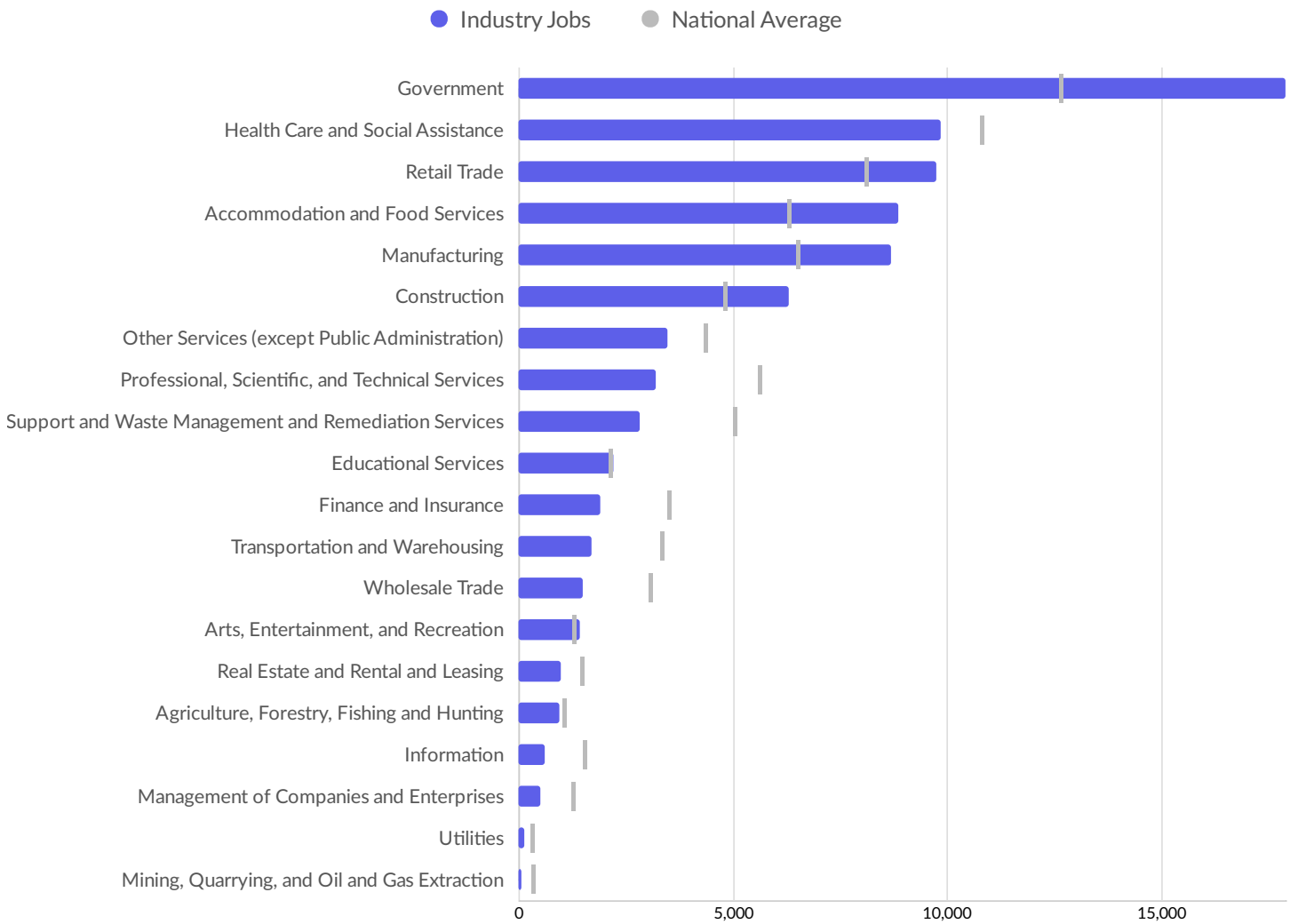
Top Industry GRP



Top Industry Earnings






















Largest Industries



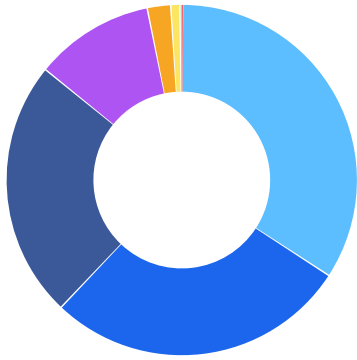
Business Characteristics

13,296 Companies Employ Your Workers

Online profiles for your workers mention 13,296 companies as employers, with the top 10 appearing below. In the last 12 months, 2,446 companies in York County, ME posted job postings, with the top 10 appearing below.

Top Companies	Profiles	Top Companies Posting	Unique Postings
Portsmouth Naval Shipyard	569 	MaineHealth	937 
State of Maine	518 	Wellspring Health	432 
Maine Medical Center	452 	The Home Depot	431 
Southern Company	444 	Delhaize America, LLC	387 
University of New England	385 	ManpowerGroup Global	354 
UNUM Group	282 	Bonney Staffing Center, Inc.	336 
Wellspring Health	281 	FedEx Corporation	333 
Hamilton Sundstrand Corporation	243 	C.R. England, Inc.	320 
Hannaford Bros Co.	236 	Walgreens Company	289 
Liberty Mutual Insurance Comp...	231 	Com	249 

Business Size

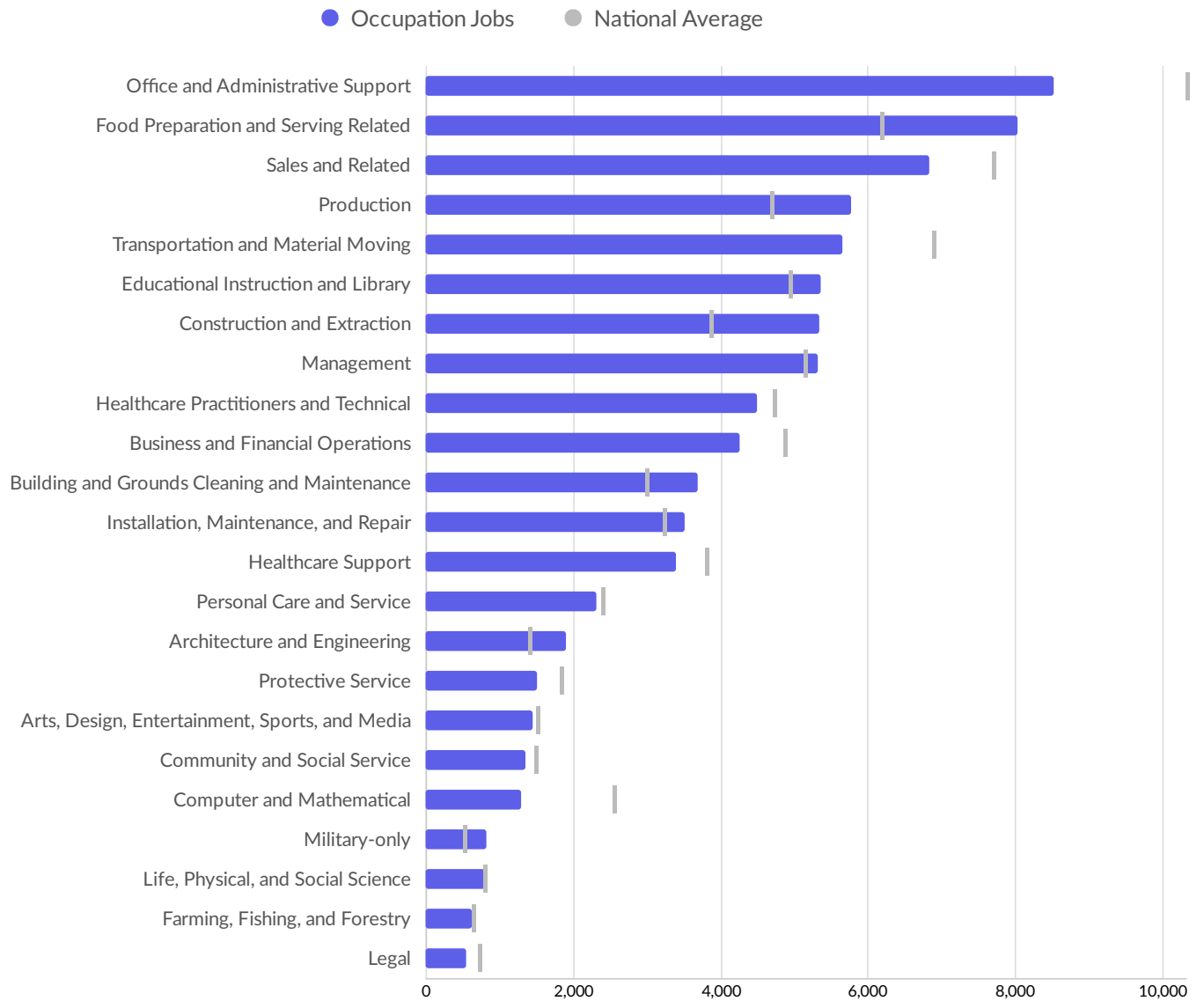


	Percentage	Business Count
1 to 4 employees	34.1%	2,781
5 to 9 employees	27.9%	2,277
10 to 19 employees	23.8%	1,938
20 to 49 employees	11.0%	897
50 to 99 employees	2.2%	176
100 to 249 employees	0.8%	69
250 to 499 employees	0.2%	16
500+ employees	0.0%	3

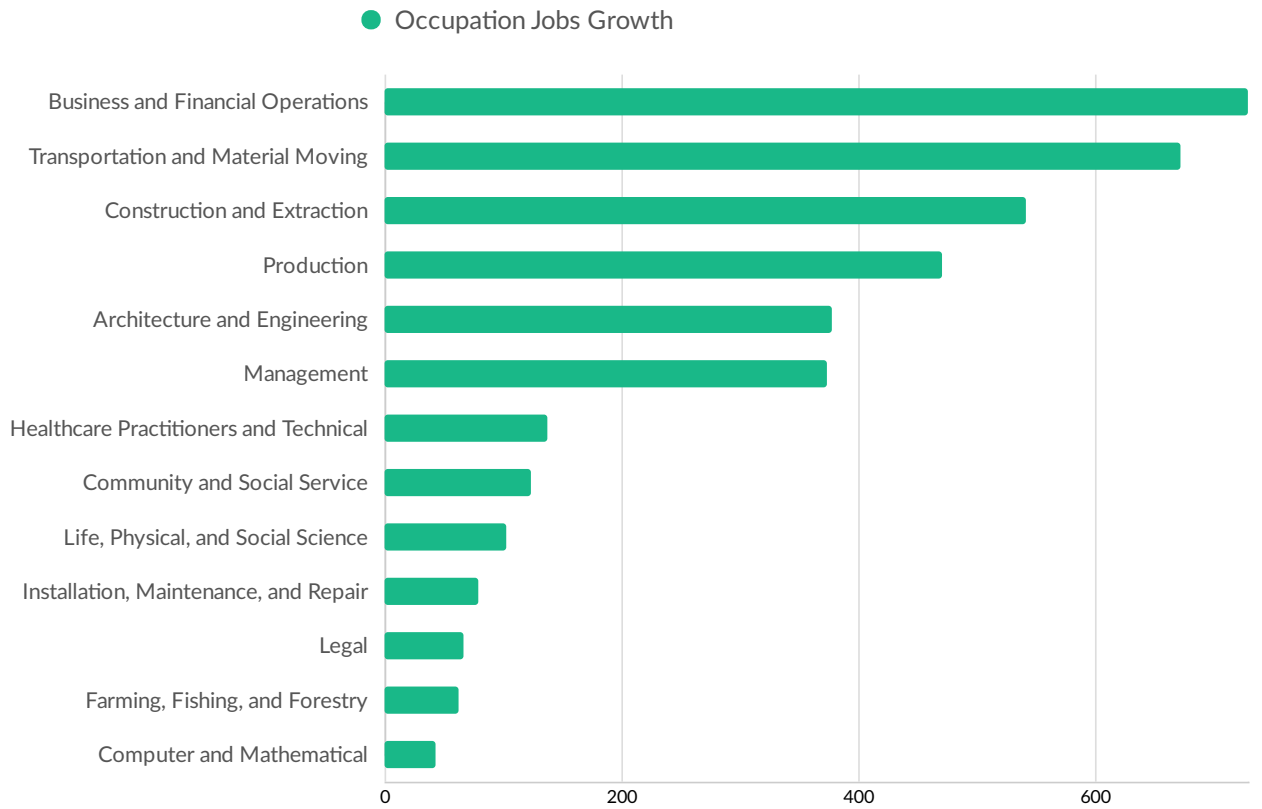
*Business Data by DatabaseUSA.com is third-party data provided by Emsi to its customers as a convenience, and Emsi does not endorse or warrant its accuracy or consistency with other published Emsi data. In most cases, the Business Count will not match total companies with profiles on the summary tab.

Workforce Characteristics

Largest Occupations



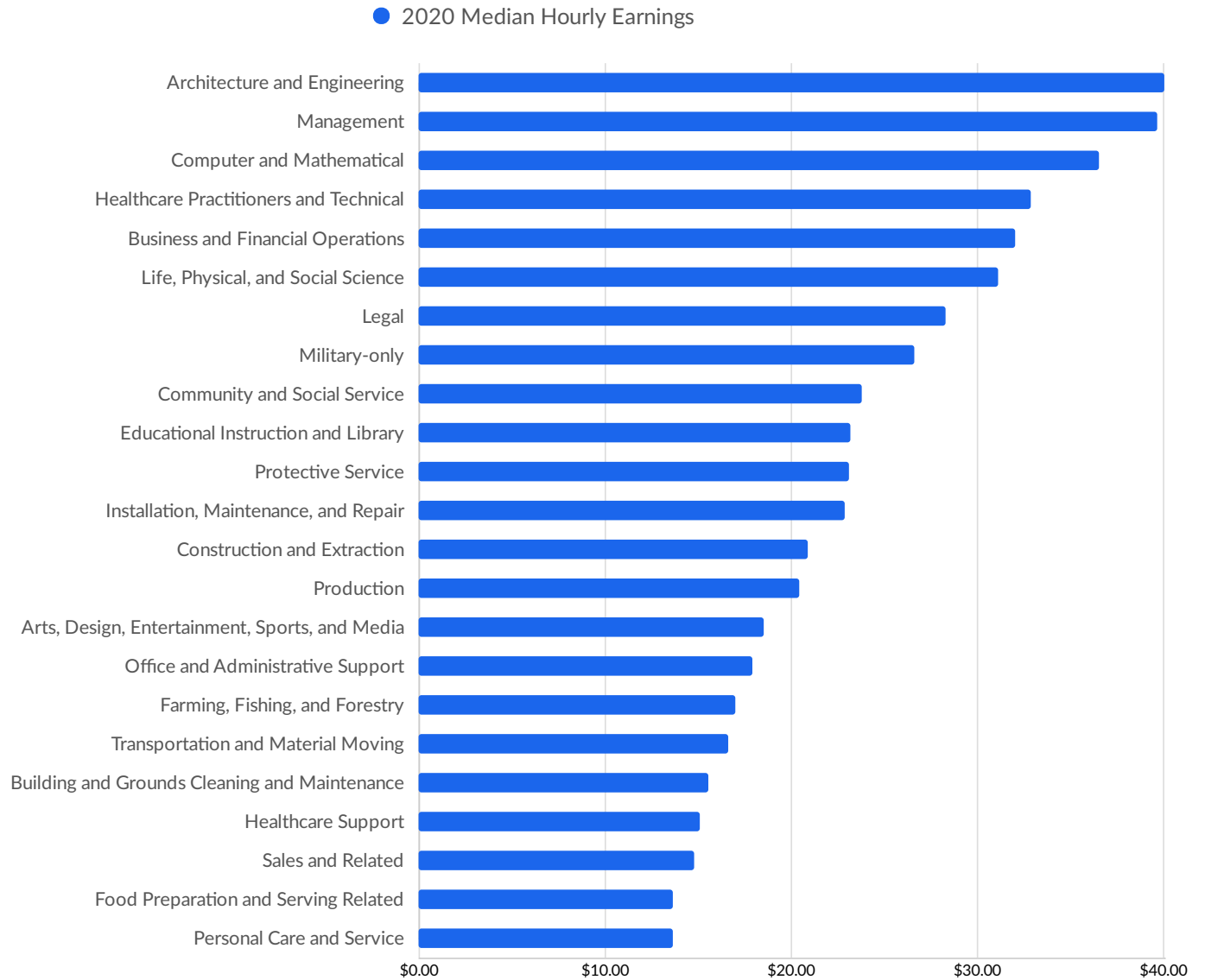
Top Growing Occupations



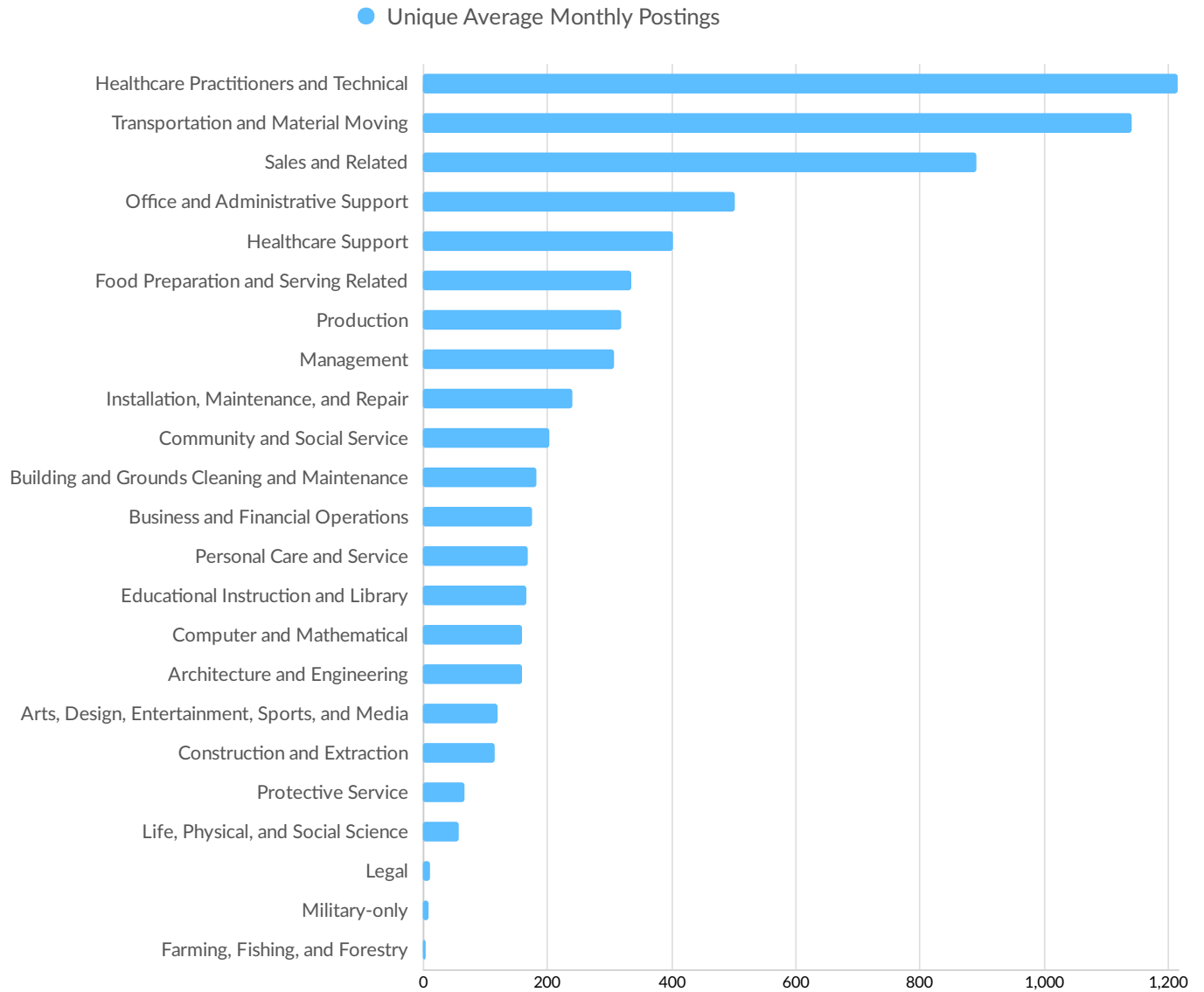
Top Occupation LQ



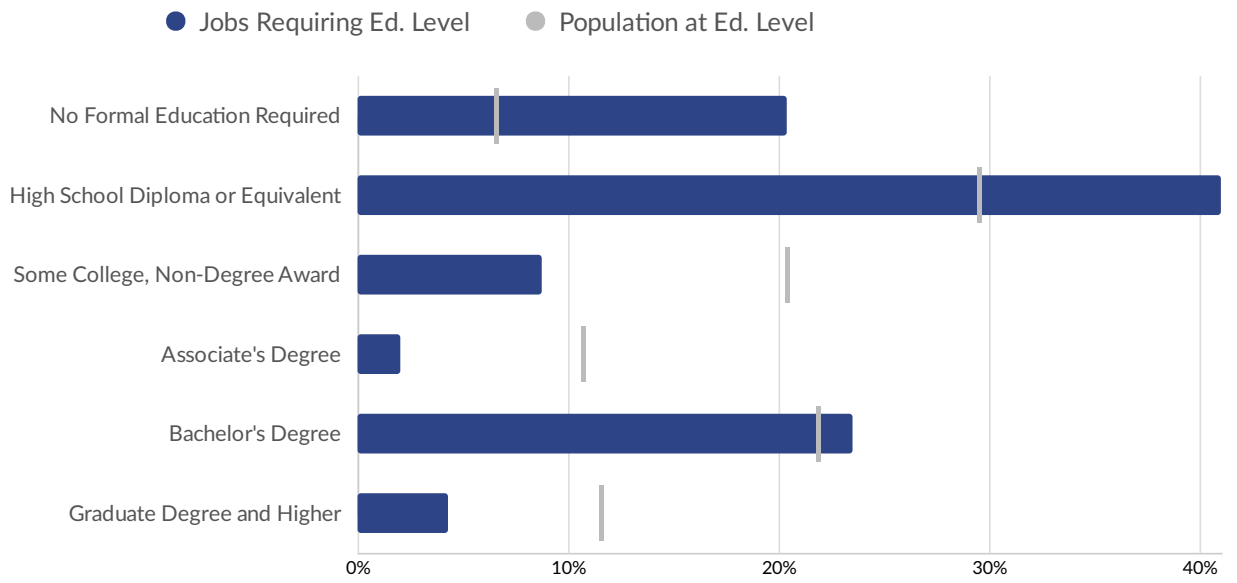
Top Occupation Earnings



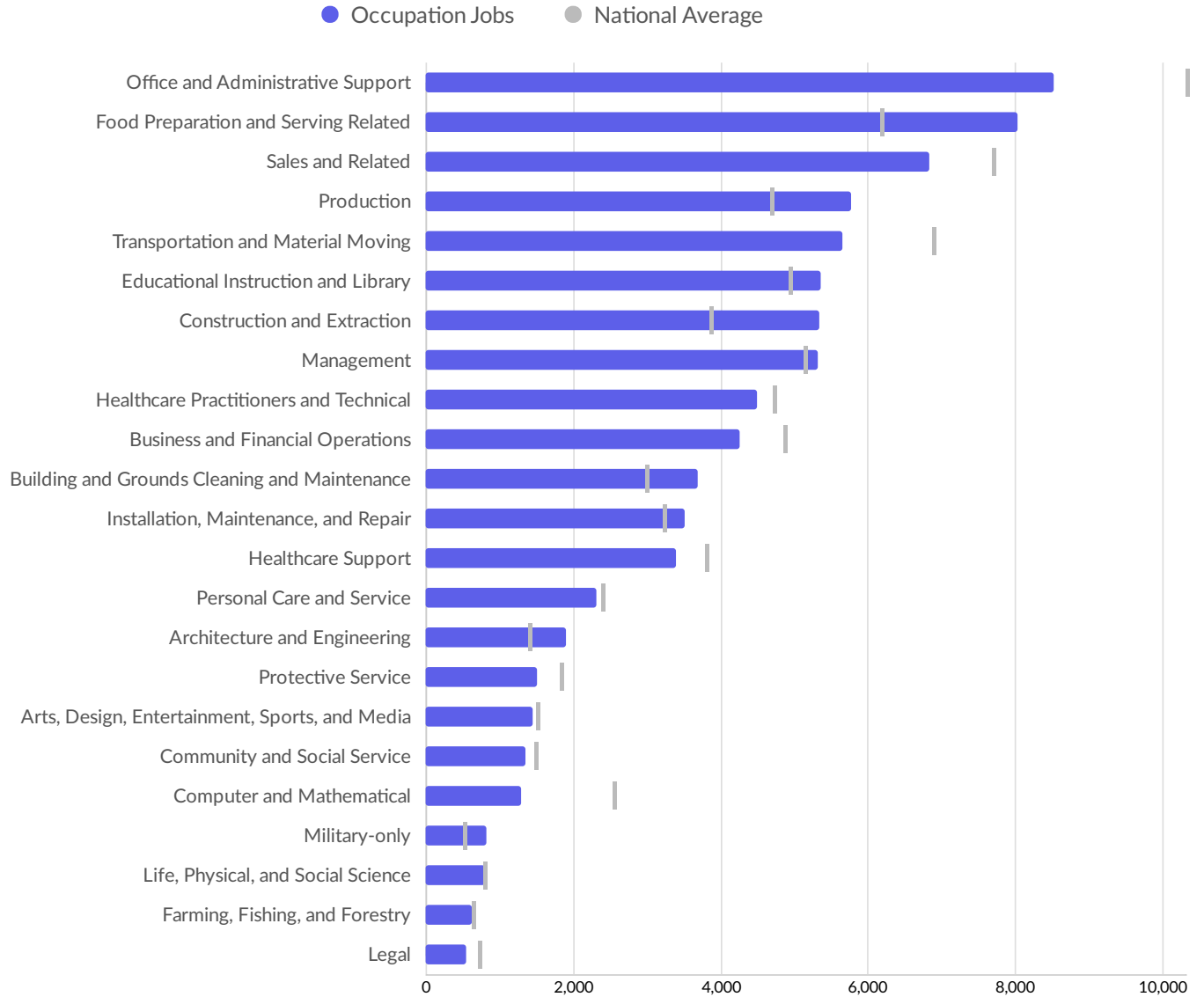
Top Posted Occupations



Underemployment











Largest Occupations



Educational Pipeline

In 2019, there were 2,103 graduates in York County, ME. This pipeline has grown by 14% over the last 5 years. The highest share of these graduates come from Social Work, "Public Health, General", and Osteopathic Medicine/Osteopathy.

School	Total Graduates (2019)	Graduate Trend (2015 - 2019)
University of New England	1,791 	
York County Community College	212 	
The Landing School	53 	
Harris School of Business-Sanford Campus	47 	

● Certificate
 ● Associate's
 ● Bachelor's
 ● Master's or Higher

In-Demand Skills

